

THE PUREST AIR EXPERIENCE.



FABER

FRANKE'S AIR EXPERT

COLLECTION 2023





FRANKE'S AIR EXPERT.

At Faber, we are proud of our significant heritage.

We invented the first hood in 1955.

Since 1958, we have been offering hoods and air treatment solutions that meet consumer's needs and respect the environment.

Since 2005, we have been the **Air Expert of the Franke Group**, which for over 100 years stands for high quality, innovative engineering and exceptional design. Its recipe for success: building on traditions while creating new things. Together, we have grown successfully over all these years.

In 2021, Franke and Faber brands both became part of **Franke Home Solutions division**, a logical step to expand the Group's presence in the kitchen and conquer new territories together. By joining forces, we are making even know-how, experience and complementary skills.

We are now taking the opportunity to proudly announce our competence in air treatment and our expert position within the Franke Group.

It's the right moment to take this step forward, as this new endorsement, **Franke's Air Expert**, will enrich Faber and Franke with additional values. That's why, thanks to our leading expertise in air treatment, we are **Franke's Air Expert**.

IMPROVING AIR QUALITY SINCE 1955.

At Faber, we are proud of our significant heritage.

Air is part of our origin and we have a unique expertise in our sector. Over the years we've molded air into a thousand forms, using steel, plexiglass, glass and wood. We've turned the kitchen hood into an object of design. We've given it smart functions: light fittings, air conditioner and filters. In brief, we have connected it to the future.

We understand how the world is changing and we keep innovating to make tomorrow's air even purer.

We are proud to be part of the **Franke Group as its Air Expert.**



1995

AXIA
The first T-shape hood.



1999

M@STER
The first smart hood.



2004

MATRIX
The first hood that hangs like a picture.



2008

KLIMA
The first air conditioning hood.



2010

F-LIGHT GENERATION
The first chandelier hood..



2016

TALÌKA
The first totally vertical hood.



2018

GLOW
With Airplane Technology



2019

GALILEO
The first hob extractor in A+++



2020

K-AIR
The first touch screen connected hood with air quality sensor.



2021

AIR HUB
Faber enters the world of purification.



2022

AIR HUB PORTABLE
The first Faber hygieniser with exclusive 4x4 technology.

1955

Faber Plastr is founded.



1958

in plexiglass.
The first Plexiglas hood.



1986

NOVA
The firsts chimney hood.



A VISION OF GLOBAL REACH.

Faber has a lot in common with air... both are present all over the world. This is our task: to improve the air quality in your house and in our planet.

Investing in the world.

Always growing, to serve more people.

Thinking long term.

All-round competence: automation, robotics, IT, total quality.

Innovating continuously.

Engineering research, advanced solutions, living benefits.

Designing the future.


Ergonomics, design, functionality, comfort, style and wellbeing for the home.

OUR FIRST INSPIRATION: PEOPLE.

At Faber, we know how to look far but also very close. We look at people because they are our inspiration. Their needs and desires are the basic principles for which we strive to supply better and better products, time after time.

We study every single action people do in a Kitchen, even the smallest one. This allows us to offer products realized in accordance with the needs of the people.

Because everything depends on wellness of the people.





SAFETY IS IN RELIABLE HANDS.

Reliability is a constant characteristic of all Faber products. When everything is working as it should, home is a more useful place. And when the air is pure and clean, home becomes a place of true functionality. That's what reliability means to us: making life better for years to come.

RECORDS IN EXCELLENCE

- The first **ISO 9001** Quality Certification in the field of kitchen hoods.
- **SGS Certificate of Excellence n°001**: a worldwide first.
- Integrated Management System for Quality (**ISO 9001:2015**), Occupational Health and Safety (**OHSAS 18001**) and the Environment (**ISO 14001**) certified by SGS.
- Products conforming to the strictest safety requirements and to standards **EN 61591** and **EN 60704-3**, tested in an authorized in-house laboratory, certified and guaranteed by leading international bodies.

IMQ The Italian Quality Mark

CE The EU Safety Mark

SEMKO International Safety Certification by Intertek ETL

UL The Quality Mark for the USA and Canada

CCC The Chinese Quality Mark

AIR HUB
PAG. 57



Air Hub 73







Air Hub Glass 72

Air Hub Ceiling 69

Air Hub Portable 63

Air Hub Vertical 68

AIR TREATMENT
PAG. 81



Bi-Air 95

C-Air 94

K-Air 85

T-Air 93

V-Air 88

V-Air Flat 89

ASPIRATION HOB
PAG. 97



Galileo Glass 111

Galileo NG 113

Galileo Smart 117

Galileo 60 119

WALL
PAG. 121



Beat Wall 171

Bella Silence 184

Chloè 201

Chloè XL 203

Cylindra 195

Cylindra Gloss Plus 194

Daisy Plus 166

Eclipse 196

Glam-Fit 155

Glam-Fit Zero Drip 145

Glam-Fit Zero Drip Plus 137

Glam-Light 159

Glam-Light Zero Drip 143

Glam-Light Zero Drip Plus 139

Grexia 163

Lithos 197

Luft 183

Nice 189

Onyx-T 175

Premio Corner/SP 191

Pure Black 129

Ranch 216

Ranch Corner 217

Ray 190

Soft Edge 132

Soft Slim 133

Solaris 193

Steelmax 167

Stilo Corner 192

Stilo Comfort 185

Stilo DX-SX 188

Stilo Glass Smart 186

Stilo Smart 187

Strip Smart EV8 212

Strip Smart PB 213

T-Dark 178

T-Light 179

Taliqa 149

Tender 210

Thea 207

True Black 128

True Double Black 125













Tweet 165

Value 211

Veil 151

West 215

ISLAND
PAG. 219



Bella Silence Island 228

Chloè Island 239

Chloè XL Island 243

Corinthia Island 233

Cylindra Island 235

Cylindra Island Gloss Plus 234

Glassy Island 229

Stilo Comfort Island 226

Stilo Glass Smart Island 227

Thea Island 245

T-Shelf 223

T-Light Island 225

SUSPENDED
PAG. 249



Beat 275

Beat XL 271

Belle / Belle Plus 253

Céline Plus 257

Lybra Plus 264

Nest Plus 266

Pareo Plus 265

Odette Plus 261

Soft Cube 263

Zoom Plus 267

CEILING
PAG. 287



Heaven 2.0 313

Heaven 2.0 Flat 312

Heaven Air 305

Heaven Bright 303

Heaven Dual Light 299

Heaven Glass 2.0 311

Heaven Glass 2.0 Flat 312


Heaven Light Pro 309

High-Light 294

Inside Up 291

Skypad 2.0 295

BUILT-IN
PAG. 319



Flexa 355

Flexa Hip 354

Flexa Glass 353

Flexa Glass Lux 352

Hava 338

Ilma 325

Ilma Touch 323

In-Light 339

In-Nova Air 329

In-Nova Comfort 336

In-Nova Premium 333

In-Nova Smart 337

In-Nova Touch 331

In-Nova Zero Drip 327

Inka Lux 341

Inka Lux Premium 340

Inka Lux Smart 343

Inka Plus HC 345

Inka Plus HCS 344

Inka Smart C 348

Inka Smart HC 347

Inka Smart HCS (ICH) 346

Maxima Eco 351

Maxima EV8 350

Maxima Touch 349

Ultra Slim 335

106/45 Plus 363


741 Base 361

741 PB 359

2740 Base 361

2740 PB 356

HOB
PAG. 277



FBH32 285

FBH64 284

FCH64 283

FCH84 282

FCH95 280

FCH SLIM 94 281

DOWNDRAFT
PAG. 315



Fabula Plus 60 317

Fabula Plus 90 316

ACCESSORIES
PAG. 365

INSTALLATION
PAG. 376

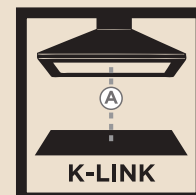
Advanced technology for real life benefits.

FABER CLOUD



The exclusive Faber Cloud app can be used to monitor the air quality in your kitchen and adjust the main settings of your hood at any time, even from your mobile phone.

K-LINK



With the radio connection between the hood and Faber induction hob, the suction power is automatically adjusted according to the selected cooking level to optimise performance and avoid unnecessary waste.

AIR QUALITY SENSOR



Keep temperature, humidity percentage and the presence of volatile organic compounds under control in the domestic environment. The sensor automatically adjusts the suction power until perfect air quality is restored.

SIL & STILL



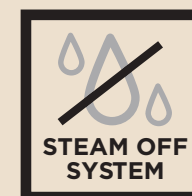
All hoods in the line-up already have a noise level at the maximum power of only 52 dB(A). The Eco Function can be activated by combining the effects of SIL & STILL TECHNOLOGY and the exclusive BRUSHLESS motor, for continuous 24-hour, energy-efficient air exchange in the surrounding environment, silently below 40 dB(A).

UV-C LAMP



Kills viruses and bacteria with maximum safety without producing ozone.

STEAM OFF SYSTEM



The dual action of the air entirely eliminates the condensation effect. The hood sucks in and at the same time emits jets of air that create a vortex to accelerate and facilitate conveying and capturing steam.

AIRLANE



Maximum suction through an invisible passage. A second motor in the ceiling is activated automatically when the hood is switched on. Fumes and steam are captured by the second motor to purify the air of the entire environment and ensure maximum comfort.

NAUTILUS



More power, less noise, superior comfort! Faber technology increases suction capacity by 30 m³/h, reduces noise and improves efficiency, always with minimal consumption.

ZERO DRIP



Stop condensation! Zero Drip collects it in a frame preventing it from dripping onto the hob. Zero Drip Plus makes it evaporate thanks to the specially heated glass of the hood.

UP & DOWN



The hood descends onto the cooker hob to optimise suction and then rises and disappears completely into the ceiling when it has finished, clearing the space altogether.

SOUND PRO



Reducing turbulence and swirls in the internal airflow, the new blowers technology succeeds in both limiting noise and improving the sound quality of the hood.

BRUSHLESS



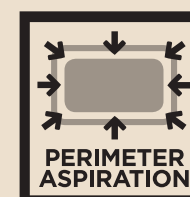
The brushless motor guarantees considerable energy saving coupled with high extraction efficacy. It is the most silent motor on the market and its performance remains stable in any usage condition.

REMOTE BLOWER



Available on many products, it allows you to install the motor away from the hood to reduce the noise in the kitchen. For acoustic comfort at the highest level.

PERIMETER ASPIRATION



25% less* perceived noise. Perimeter suction exploits the Venturi effect to accelerate the air flow through a narrow gap. The air slows down again once inside the hood for more efficient extraction.

*Equivalent to a reduction of 3 dB(A) according to EN 60704-3.

WATERPROOF




Any liquid spilled during cooking flows directly into a suction grille and is collected in an automatically drained tray under the hood, small enough to leave space for a utensil drawer.

POWER MANAGEMENT



Adjustable absorption setting on 4 power levels (KW). No more blackouts at home!

HFH FILTERING



Capable of eliminating 95% of bad smells, the technology guarantees maximum effectiveness in activated carbon filtering. HFH technology makes the hood more efficient for air purification from all odours.

FILTER ALARM



Filter saturation alarm: warns you when it is time to clean the anti-grease filter or substitute the anti-odour filter.

REAR OUTLET



The rear air outlet available with many FABER hoods allows fumes to be channelled to the rear instead of upwards. This eliminates the need for an upper duct, freeing up useful space above the hood.

SELF START




A special sensor switches the hood on as soon as air temperature reaches 35°C. A smart sensor activates your hood automatically whenever needed. Faber loves to make cooking easier and more enjoyable!

ACTIVATED CARBON FILTERS AS STANDARD



Essential for installation as a filtering version, these filters are made up of a combination of active carbons that work to eliminate odours and purify the air. The standard filters are already included for many hoods. They must be replaced every 2-3 months for optimal efficiency.

AUTOMATIC FUNCTION



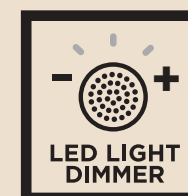
The hood will turn on at the most suitable speed automatically, adapting the extraction capacity to the maximum cooking level.

HOUR 24



Key 24: function which allows the hood to be switched on for 24 hours a day for air renewal with a level of noise that is imperceptible.

LED LIGHT DIMMER



Dimmable light: at the touch of a button the light is dimmed down and can be left on for a long time with minimal energy consumption.

TUNABLE WHITE



On some models, you can choose and vary the colour temperature of the light, from warmer (tending to yellow) to colder (tending to white).

DELAY 30



Automatic shutdown delay: you can postpone the motor shutdown to eliminate residual odours completely.

SPEED 1



Intensive speed: function which activates maximum aspiration for 6 minutes to meet special cooking needs.

SOFT TOUCH



FENIX®, a high-tech material with unique characteristics. Soft and smooth to the touch, matte and smudge-proof surface.

ANTI TOUCH




Special smudge-proof materials for a perfectly clean hood and a surface without annoying stains.

BOOST




Thanks to the Double Intensive Function. Even the most persistent cooking steam and smells are eliminated in just a few minutes.

LED LIGHT



Thanks to the LED lighting you will have a brilliant light and excellent visibility over the entire cooking area, with a considerable energy saving.

TOUCH CONTROL



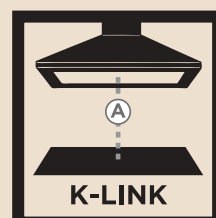
Extremely comfortable, user-friendly Touch Slider controls.

REMOTE CONTROL



The remote control is compatible with many Faber hoods. To adjust suction and special functions, such as the courtesy light, 24H, Up&Down and Steam Off features. Controlling your hood is easier than ever.

K-LINK TECHNOLOGY AND THE HOOD ADJUSTS ITSELF AUTOMATICALLY



FREE HANDS IN THE KITCHEN. THANK YOU, FABER

The beauty of cooking is also that you can express yourself freely, without distractions. If you have an induction hob and a Faber cooker hood with K-LINK connection, just start cooking and the suction power of the hood automatically adjusts to the selected cooking level.

HOB AND HOOD DIALOGUE WITH EACH OTHER

Faber has created an intelligent connection between hob and hood, through an integrated system that works with radio waves. A simple gesture is all it takes to set the hood to automatic operation. The system is always active because the radio signal is never interrupted. At the same time, the perfect operation of the hood is guaranteed avoiding the waste of energy and excessive noise that you could have set the suction at a level too high compared to the produced fumes.





**AUTOMATIC
ADJUSTMENT
OF THE HOOD
POWER TO
EXTRACT
VAPOURS AND
ODOURS.**



The connection is always active even in the presence of dirt residues on the hob.



It can be controlled manually whenever you want.

Hood Models compatible with Faber Induction Hobs.



Belle / Belle Plus



Bi-Air



C-Air



Céline Plus



Heaven 2.0



Heaven Air



Heaven Glass
2.0 Flat



High-Light



K-Air



Inside Up



In-Nova Air



In-Nova Premium



Inka Lux



Inka Lux Premium



Lybra Plus



Pareo Plus



Nest Plus



Odette Plus



T-Air



V-Air



V-Air Flat




Glam Light Zero
Drip Plus



Glam Fit Zero
Drip Plus



CONDENSATION IS NO LONGER A PROBLEM



ZERO DRIP

FABER ELIMINATES THE PROBLEM OF CONDENSATION

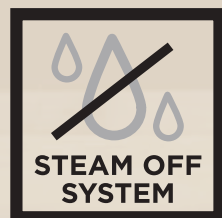
Eliminating condensation is essential to protect the wall unit where the hood is installed and to prevent drops of moisture from falling onto the hob. Faber has succeeded by creating special anticondensation systems of total effectiveness.

STEAM OFF SYSTEM

The Steam Off System implementing Faber exclusive technology eliminates the problem from the beginning, avoiding the formation of condensation. While sucking in, the hood emits controlled jets of air that by whirling and accelerating, promoting the upward movement and convey the vapours to capture them all.

ZERO DRIP

The Faber Zero Drip and Zero Drip Plus systems stop condensation after it has formed. The first one collects it in a groove preventing it from dripping onto the hob. The second makes it evaporate through contact with specially heated surfaces.



**STEAM OFF
SYSTEM**

SUCTION PAIRED WITH
HELICAL AIR JETS AND
VARIABLE GEOMETRY
ELIMINATES THE
CONDENSATION
EFFECT



ZERO DRIP

ZERO DRIP PLUS

Pressing a button on
the glass part of the
hood activates a heating
resistor that makes the
condensation evaporate
completely.



Models with technology STEAM OFF SYSTEM



Luft



Hava



Ilma



Ilma Touch

Models with technology ZERO DRIP PLUS



Glam Fit Zero
Drip Plus



Glam Light Zero
Drip Plus

Models with technology ZERO DRIP



Glam Fit Zero
Drip



Glam Light Zero
Drip



In-Nova Zero
Drip



QUIETNESS THAT RESPECTS NATURE

THE FIRST COMFORT IS SILENCE

To make the kitchen a comfortable environment to live in, it is essential to have a hood that works making as little noise as possible, even at top power.

SOUND PRO

Reducing turbulence and swirls in the internal airflow, the new blowers technology succeeds in both limiting noise and improving the sound quality of the hood.

BRUSHLESS MOTOR

Faber is constantly looking for technologically advanced solutions and with this motor, it guarantees the best energy efficiency on the market.

SIL & STILL TECHNOLOGY

Based on the study of aerodynamic flows inside the hood and targeted sound insulation, this Faber technology reduces noise at top power to just 52 dB(A). By activating the Eco Function, it ensures continuous air exchange in the surrounding environment for 24 hours, silently and with minimum consumption below 40 dB(A) comparable to the quietness of a library.

REMOTE BLOWER

The noise of the hood can be minimised by moving the motor away.





FLUID DYNAMIC
OPTIMIZATION
NOISE
REDUCTION
SOUND QUALITY
OPTIMISATION


HUSH, IT'S COOKING TIME!



As kitchens become places for meeting and sharing moments at home, hoods increasingly need to combine high performances with silent motors. Following in-depth studies and extensive research, Faber was able to develop a solution: Sound PRO.

FLUID DYNAMIC OPTIMIZATION

Thanks to an innovative design, the new blower significantly reduces turbulence and vortex of the internal air flow.



NOISE REDUCTION AND SOUND QUALITY OPTIMIZATION

At maximum power, the new technology limits the noise threshold of the hood up to -6db*, but it doesn't stop there. It also optimizes the sound produced, reducing the disturbance caused by high frequencies.

Available in several Faber models, check the icon on the individual product sheet.

*Data varies depending on the model in which the blower is installed.




NOISE OF JUST
52 DB(A) AT TOP
POWER



THE **ECO FUNCTION**
ACTIVATES
CONTINUAL AIR
EXCHANGE IN
ULTRA-SILENT MODE

THE SILENT PLEASURE OF A REMOTE MOTOR

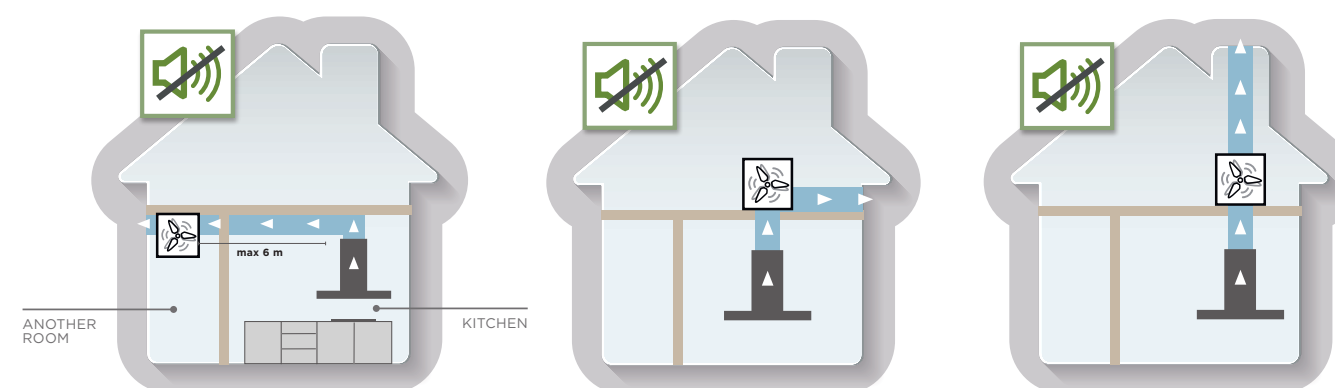


REMOTE SUCTION KIT

The remote suction kit, with the utmost simplicity, makes it possible to move the hood motor away from the cooking area.

THE SILENCE INCREASES SIX METRES AWAY

With the Remote Suction Kit, the motor can be moved to another location of the house up to six metres away from the hood. Minimal noise and maximum comfort are ensured not only in the kitchen but also in the living area.



The model with the dedicated range of hoods is shown in the Accessories section on page 366

REMOTE EXTERNAL MOTOR

The remote external motor makes it possible to install the motor entirely outside the house and eliminate noise altogether.



The model with the dedicated range of hoods is shown in the Accessories section on page 366

Models with technology **SIL & STILL**



ONYX-T

SOFT LINE REVOLUTIONISES DESIGN

Soft Line is the Faber range of hoods made with FENIX®, a high-tech material with unique characteristics. The matte, smudge-proof surface is soft to the touch and reflects very little light. It is non-porous to facilitate daily maintenance and cleaning.


FENIX® is a material with high resistance to scratches, abrasions, dry heat and acids. Its properties make it perfect for kitchens. Another characteristic is that it can self-heal surface micro-scratches.





FENIX®

USED AS A KITCHEN
TOP IT IS A PERFECT
MATCH FOR THE
HOOD.



The Faber Soft Line consists of a suspended hood F-light (Soft Cube) and two vertical wall-mounted hoods (Soft Edge e Soft Slim). They are all available with three FENIX® finishes: Grigio Londra, Bianco Kos or Nero Ingo.



SOFT CUBE



SOFT EDGE



SOFT SLIM



AIRLANE TECHNOLOGY SUPERB EXTRACTION THROUGH AN INVISIBLE DUCT



REAL POWER MAKES NO NOISE. IT KEEPS THE SECRET.

AIRLANE TECHNOLOGY can be used to install more than one Faber suspended hood in suction mode without the presence of unsightly connection pipes. In this way, you can have a hood and light cluster that integrates perfectly into the décor of your kitchen.

THE POWER OF A DOUBLE SUCTION.

With AIRLANE TECHNOLOGY a second motor in the false ceiling conveys fumes and cooking vapours sucked from the hood without piping.



EXPULSION
FROM THE HOME
ENVIRONMENT

4

SUPERIOR
PURIFICATION
THANKS TO THE
OVERHEAD MOTOR


3

CREATION OF AN
ASCENDING AIR
VORTEX

2

EXTRACTION OF
COOKING FUMES
AND STEAM

1



Airlane conceals a second motor in only 30 cm of false ceiling allowing you to choose between four air outlet positions during installation.



Discover the
technology
video on our
YouTube channel

KIT AIRLANE TECHNOLOGY

AIRLANE DUCTING KIT cod. 112.0542.875

FEATURES

Finish

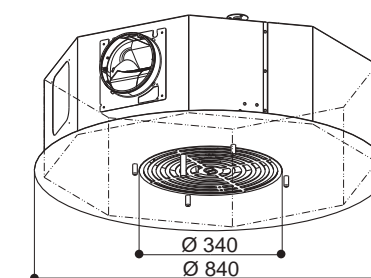
• Stainless steel

Ø of air outlet

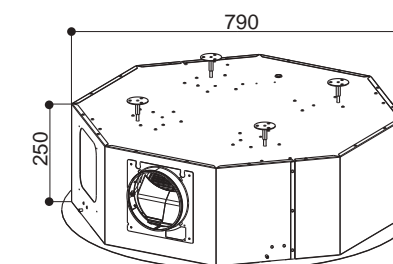
150 mm

Width

840 mm



THE AIRLANE KIT REPLACES THE CHIMNEY/DUCT NEEDED FOR
SUSPENDED INSTALLATION AS AN EXTRACTION HOOD.



A NEW PLUS FOR F-LIGHT HOODS.

With the following F-Light hoods, both fixed and with Up & Down movement from the ceiling, you can get rid of suction piping at last. It disappears completely thanks to AIRLANE technology, which also guarantees better air purification and Energy Class A performance.



BELLE
BELLE PLUS



ODETTE PLUS



CÉLINE PLUS

Optional on all F-LIGHT models

UP&DOWN TECNOLOGY

FREEDOM OF MOVEMENT IS IN THE AIR



In open-concept kitchen and living room combos and in those where space is restricted, there is often the need to choose a suspended hood with a design matching the interior décor. Faber solves these needs by combining the function of a hood with that of a light fitting.

THERE'S A HOOD: IT'S IN THE LIGHT FITTING.

With the Up & Down technology, Faber perfectly integrates hood and light fitting, combining the needs of aspiration with those of design and lighting.

AN AMAZING SPACE-SAVING SOLUTION.

These hoods are excellent space-saving solutions capable of illuminating and enhancing any type of environment, from the most linear to the most sophisticated.





UP & DOWN: NICE MOVE IN THE KITCHEN.

DOWN: The hood moves down to illuminate the hob and optimise suction while cooking.

UP: The hood returns to the ceiling to form an elegant light fitting. And FABER's brand-new remote control makes movement easy.

F-LIGHT: MOVE IN CLASS A.

All F-Light models with their energy efficiency go far while bringing comfort closer.

Models with technology UP & DOWN



Belle Plus



Céline Plus



Lybra Plus



Nest Plus



Pareo Plus



Odette Plus



Zoom Plus



LESS CONSUMPTION, MORE EFFICIENCY



FLAT DESIGN AND MAXIMUM COMFORT

Completely flat vertical hoods, for an even more trendy ultra-slim design. This is achieved with the Faber diff users that concentrate the maximum suction power and the best energy efficiency in just 15 cm.

NAUTILUS

The exclusive diffuser design naturally inspired by the golden ratio for superlative comfort and outstanding performance.

Models with technology NAUTILUS



Glam-Fit



Glam Fit Zero Drip



Glam Fit Zero Drip Plus




Soft Slim



Talika



V-Air Flat



NAUTILUS

ULTRA-THIN
LOW ENERGY
CONSUMPTION
HIGH EFFICIENCY



HIGH FILTERING NO BAD SMELLS



ONLY FABER HOODS ELIMINATE 95% OF ODOURS.

What's the most effective activated carbon filtration technology? It's called HFH, which stands for "HIGH FILTERING HOOD". And it's a FABER exclusive, of course. HFH improves hood performance by removing odours from the air almost totally.

A LARGER SURFACE AREA AND TWO LAYERS OF ULTRA-EFFICIENT FILTER MATERIAL.




Faber's potent HFH technology is based on a cylindrical filter design with a far larger surface area. It's twice as effective too, because it uses two high-efficiency filtration layers with different porosities and activated carbon concentrations. That's how the filter captures both large and small particles.

FABER MAKES THINGS EASIER...QUIETLY.

Unlike other activated carbon filter systems, HFH also reduces noise by around 3 dB(A). And the smart, cylindrical shape of the filter makes easy work of removing the dishwashercompatible filter material.



THE MAXIMUM
EFFECTIVENESS OF
ACTIVATED CARBON
FILTRATION TO
ELIMINATE 95% OF
ODOURS



The **easy-to-install** cylindrical filter has a larger area compared to onventional ones guaranteeing more effectiveness.

Ultra-filtering material consisting of two panels with different porosity and concentration of active carbon. The first layer captures the coarsest particles and the second smaller ones, increasing effectiveness even more.

Dishwasher safe.



Models with technology HFH



Stilo DX-SX



Stilo Comfort



Stilo Glass Smart



Stilo Smart



Nice





Ray



GREEN INNOVATION

THE FUTURE IS IN OUR HANDS



WE ALSO THINK ABOUT THE PLANET

Making sustainable choices is essential to respect the world we live in. Therefore, it is important to choose a hood that is energy-efficient. By developing solutions aimed at lower environmental impact and greater energy savings, Faber also takes care of the planet

LED LIGHT

All FABER hoods incorporate LED lighting technology. The LED units consume next to nothing and produce a pleasantly natural light that ensures perfect visibility without altering colours

HIGHER CLASS ENERGY

Today, Faber hoods are confirmed in the highest energy classes. They ensure superlative performance and minimum consumption of the suction motor, filtering system and lighting. The top-of-the-range Galileo hob extractor achieves excellence in Class A+++.




- Energy Efficiency Class:** hoods with the highest ratings (A++, A+, A) consume less and are more respectful of the environment (green colour).
- Annual Electricity Consumption:** calculated for standard hood functioning times (60 minutes of suction and 120 minutes of lighting a day).
- Fluid-dynamic efficiency:** reveals the quality and power of the hood: efficiency rises as suction power increases or energy consumption decreases.
- Lighting efficiency:** this indicates how much light the hood produces for the energy it consumes; for the same lighting power, more light-efficient hoods consume less.
- Filter efficiency:** indicates the filter's capacity to capture grease.
- Noise level:** measured in dB at the hood's maximum fan speed (not boost).

AIR HUB

AIR HUB PORTABLE	63
AIR HUB VERTICAL	68
AIR HUB CEILING	69
AIR HUB T-SHAPE GLASS	72
AIR HUB T-SHAPE	73



LET **PURITY** IN



TAKE CARE OF THE AIR YOU BREATHE IN YOUR HOME.

The quality of the air in domestic environments is an increasingly important issue. Faber are therefore putting their technology and experience in air at the service of well-being, with ecological systems which can eliminate up to 99.99% of viruses and bacteria.

AIR HUB PORTABLE: TECHNOLOGY THAT BREATHES

Designed to guarantee the purest, uncontaminated air in your home. Featuring a compact, minimalist design, it can easily be positioned in every domestic environment.

AIR HUB: TWO PRODUCTS IN ONE FOR PURE WELL-BEING

A system to disinfect the air and a T-shaped hood - this is the dual nature of the Air Hub, a unique, dual-function product in a simple, elegant design, perfect for any style of interior.




AIR HUB PORTABLE



4 FILTERING STAGES

For the best air purification



- 1> Pre-Filter
- 2> HEPA Filter
- 3> VOC Filter
- 4> Activated Carbon



4 UVC LIGHTS

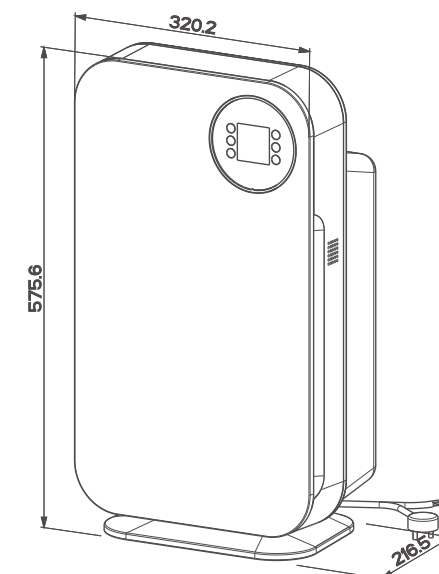
Remove viruses and bacteria with safety without ozone production

[4x4] TECH

4x4 tech for a perfect air treatment and the best efficacy against viruses and bacteria.

Combined effect of 4 filtering stages and UVC lights provide continuous hygienization of internal filter.

Discover more about
www.faberspa.com



AIR HUB PORTABLE

FBF PH 1020 WHITE MATT cod. 113.0666.174

FBF PH 1020 TITANIUM cod. 113.0666.175



FEATURES	PERFORMANCE			ACCESSORIES
Finish	Speed			Cod. 112.0667.426
• White matt • Titanium	1 2 3			Filtro carboni attivi
Controls	Air capacity IEC point			Cod. 112.0667.427
Digital display	55 105 180			UV-C LAMPS 6000h (4 PZ)
Technology	Noise level			
4x4 Tech 4 filtering stages + 4 UV-C lights	38 52 62			
Functions	Sensor air Quality			
AUTO Night Cycle	SENSOR 1 : PM 2.5 - PM10 SENSOR 2 : VOC			
Width				
320 mm				

IMPROVE YOUR AIR QUALITY

THANKS TO DOUBLE AIR QUALITY SENSOR

SENSOR 1

dedicated to PM 2.5
e PM10 detection

SENSOR 2

dedicated to
VOC detecting



Air quality
Good



Air quality
Average



Air quality
Bad

AIR HUB

THE PUREST AIR EXPERIENCE

Air Hub guarantees clean, safe air for your kitchen and living environments. In fact, thanks to its UV-C technology, **it eliminates up to 99.99% of viruses and bacteria***, all without using chemicals.

*Laboratory tests carried out on E.coli and Staphylococcus aureus by the University of Siena.

AIR DISINFECTION


for the home and elimination of up to 99.99%* of viruses and bacteria

1

EXTRACTOR HOOD

Removes cooking vapours and odours

2



UV-C LAMP TECHNOLOGY

KILLS VIRUSES AND BACTERIA WITH ABSOLUTE SAFETY AND NO OZONE PRODUCTION



MANUAL: Start the disinfection of the air. You can switch off manually, or it will automatically switch off after 24 hours.

INTENSIVE: Maximum speed of disinfection in the shortest possible time. Switches off automatically.

NIGHT: Long cycle for complete disinfection with the minimum level of noise. Automatically switches on each night.

Available :



AIR HUB VERTICAL
Black glass



AIR HUB CEILING
inox



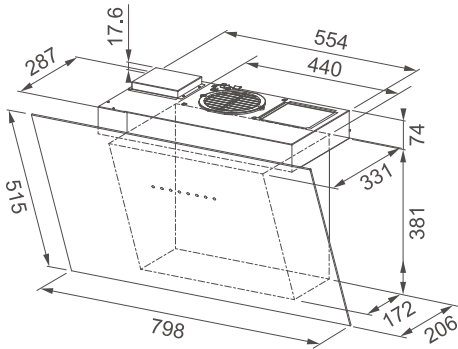
AIR HUB GLASS
inox/black glass



AIR HUB
inox

"see more details on page: 68-69, 72-73"





NEW

AIR HUB VERTICAL

AIR HUB VERTICAL BK F80 cod. 330.0676.814



UV-C LAMP



SOUND PRO



REMOTE BLOWER



INTENSIVE SPEED



DELAY 30



HOUR 24



FILTER ALARM



CHARCOAL FILTER INCLUDED



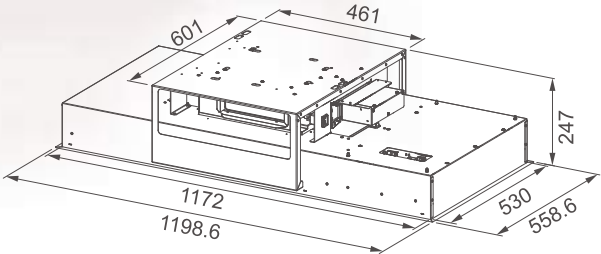
LED LIGHT



A+ ENERGY

(optional)

FEATURES	PERFORMANCE					ACCESSORIES
Finish	Speed	1	2	3	INT	Cod. 112.0674.373
• Black glass	Air capacity IEC point	300	430	620	770	kit aspirante Air Hub Vertical
Controls	Pressure	460	550	590	600	Cod. 112.0157.240
Touch control	Input	150	200	240	250	F8 Charcoal filter
Lighting	Noise level	48	56	63	68	Cod. 112.0158.127
2 LED Lights						FHP8 Charcoal filter High Performance
Grease filter						Cod. 112.0185.278
Cassettes dishwasher safe						FLL8 Charcoal filter Long Lasting
Ø of air outlet						
150 mm						
Width						
800 mm						
Energy class						
A+						



NEW

AIR HUB CEILING

HEAVEN LIGHT PRO A120 X AH cod. 350.0680.092



FABER CLOUD



UV-C LAMP



SOUND PRO



K-LINK



PERIMETER ASPIRATION



INTENSIVE SPEED



DELAY 30



HOUR 24



FILTER ALARM



REMOTE CONTROL



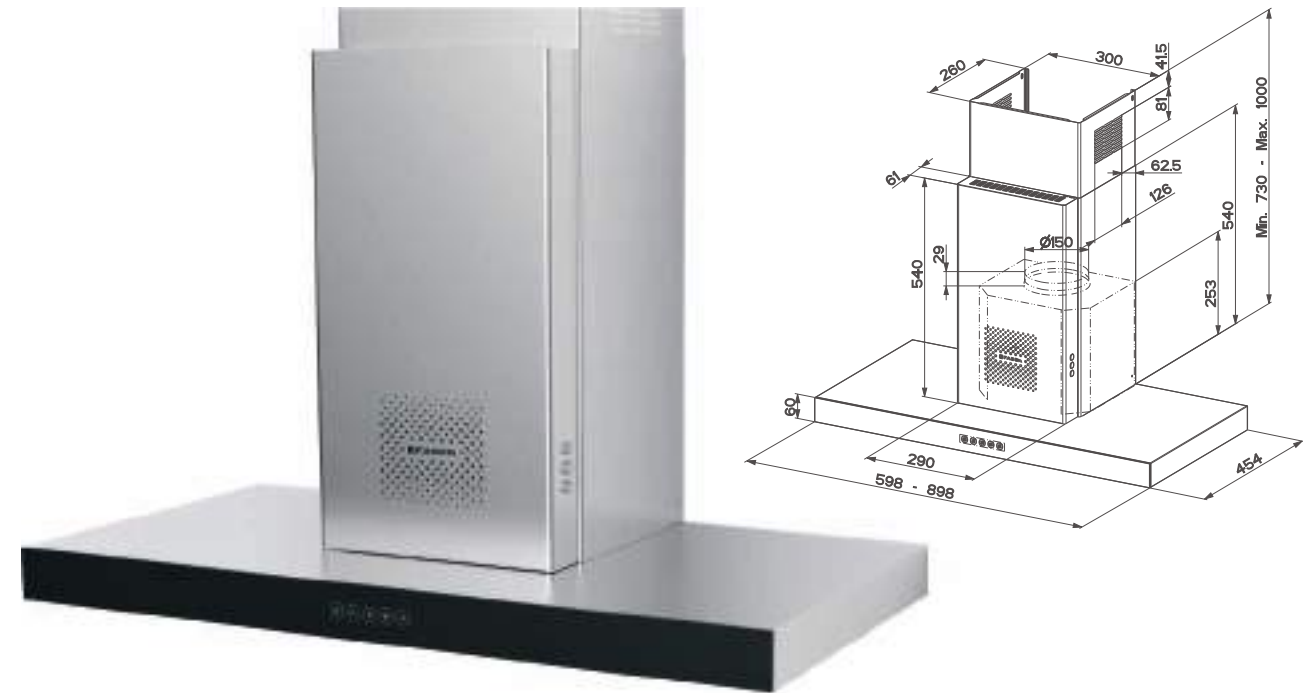
LED LIGHT



A+ ENERGY

FEATURES	PERFORMANCE						ACCESSORIES
Finish • Stainless steel	Speed	1	2	3	INT	BOOST	Cod. 112.0471.608 F18-90 Charcoal filter
Controls Electronic Led	Air capacity IEC point	190 350 400 530 700					
Lighting 2 LED	Pressure	160 480 490 500 510					
Grease filter Cassettes dishwasher safe	Input	15	60	85	220	250	
Ø of air outlet 150 mm	Noise level	43	58	60	66	72	
Width 1200							
Energy class A+							





AIR HUB GLASS

AIR HUB STILO GLASS COMFORT X/V A60 cod. 325.0656.899
AIR HUB STILO GLASS COMFORT X/V A90 cod. 325.0656.897


UV-C LAMP


SOUND PRO


REMOTE BLOWER


INTENSIVE SPEED

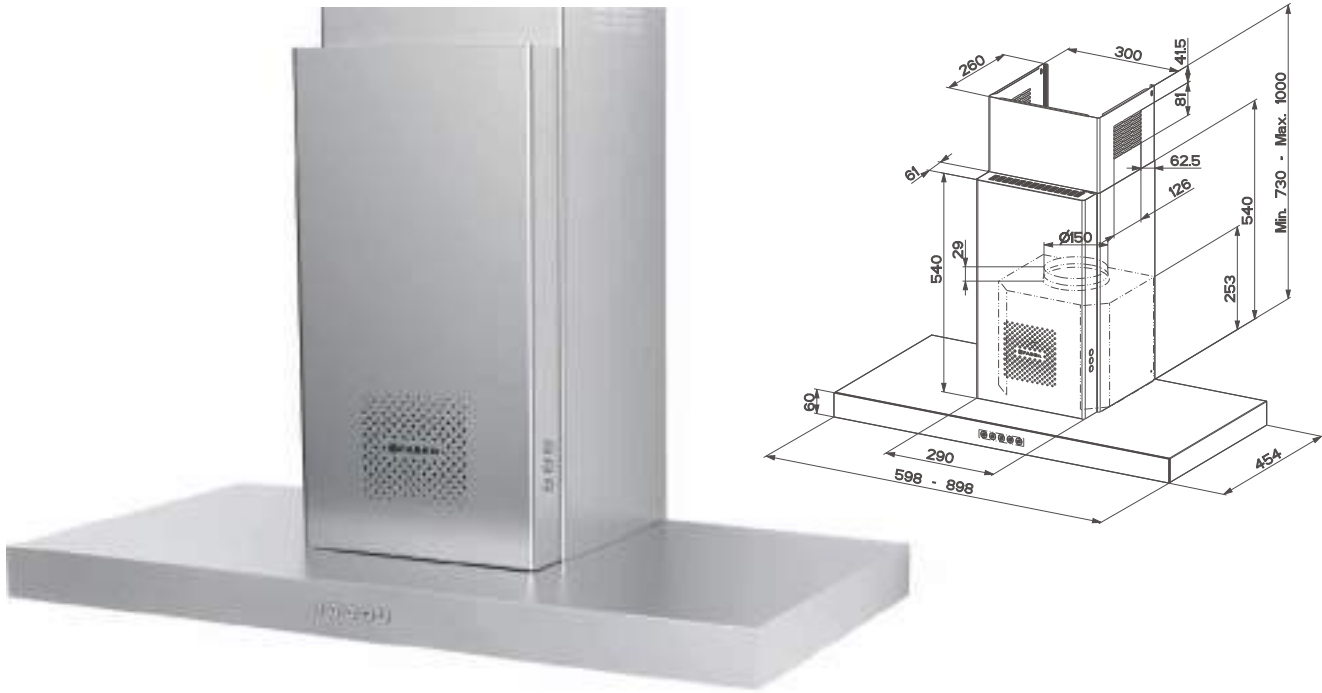

DELAY 30


LED LIGHT

(optional)



FEATURES	PERFORMANCE					ACCESSORIES
Finish •Stainless steel / black glass	Speed	1	2	3	INT	Cod. 112.0157.243
Controls Touch control	Air capacity IEC point	280	420	600	750	F9 Charcoal filter
Lighting 2 LED	Pressure	450	540	580	590	Cod. 112.0185.276
Grease filter Cassettes dishwasher safe	Input	150	200	240	250	FLL9 Charcoal filter Long Lasting
Ø of air outlet 150 / 120 mm	Noise level	50	57	65	69	
Width 600 / 900 mm						
Energy class A+						



AIR HUB

AIR HUB STILO COMFORT X A60 cod. 325.0656.947
AIR HUB STILO COMFORT X A90 cod. 325.0656.946


UV-C LAMP


SOUND PRO


REMOTE BLOWER


INTENSIVE SPEED


LED LIGHT

(optional)

FEATURES	PERFORMANCE					ACCESSORIES
Finish •Stainless steel	Speed	1	2	3	INT	Cod. 112.0157.243
Controls Electronic	Air capacity IEC point	290	460	610	710	F9 Charcoal filter
Lighting 2 LED lights	Pressure	390	470	530	540	Cod. 112.0185.276
Grease filter Cassettes dishwasher safe	Input	130	165	210	250	FLL9 Charcoal filter Long Lasting
Ø of air outlet 150 / 120 mm	Noise level	50	59	66	69	
Width 600 / 900						
Energy class B						





AIR TREATMENT



AIR TREATMENT SMART HOODS



HOODS CONNECTED TO YOUR WORLD

All hoods in the AIR TREATMENT by Faber range fit an Air Quality Sensor. This innovative device monitors the air and activates suction if it detects the presence of allergens, pollutants or odours. By storing data on the Faber cloud, via an app that can be downloaded to smartphones, you can monitor the air quality at home at any time, even remotely.

K-AIR WITH INTEGRATED MONITOR

K-Air is an intelligent vertical hood with a built-in 21" monitor that can be controlled directly via the touchscreen or app. The exclusive Sensor Air Quality keeps the temperature, the percentage of humidity and the presence of volatile organic compounds (VOC and VOC), Carbon Monoxide and Nitrogen dioxide and methane under control in the domestic environment. The sensor activates the hood as soon as pollution thresholds are exceeded, primarily in the space where you cook.

THE IDEAL SOLUTION FOR YOUR **SMART HOME**



**MONITORS INDOOR AIR
QUALITY AND RESTORES
FRESH AIR IN YOUR
KITCHEN**



**YOUR FAVOURITE WEB PAGES
ACCESSIBLE ANYTIME,
CONNECTION TO YOUR
INTERNET BROWSER
(AVAILABLE ON K-AIR MODEL)**



**THANKS TO THE FABER
CLOUD, YOU CAN ACCESS
IT FROM ANYWHERE
AND CHECK YOUR HOME
ENVIRONMENT**



**ALL FUNCTIONS CAN ALSO
BE MANAGED VIA THE
FABER APP**



REMOTE **MANAGEMENT** TOO

THE IDEAL SOLUTION FOR YOUR SMART HOME.

The exclusive App is designed to monitor air quality in your kitchen and manage the hood remotely too, with simple and intuitive functions.



A RANGE THAT IS **ALWAYS CONNECTED**

AIR TREATMENT by Faber is a complete range comprised of vertical, ceiling, T-shape and built-in hood models. All the hoods are equipped with an Air Quality Sensor, connection to the Faber Cloud and can be controlled remotely via the App. In addition, the K-air model comes equipped with the exclusive 21.5 inch integrated monitor.



BI-AIR



C-AIR



IN-NOVA AIR



HEAVEN AIR



K-AIR



T-AIR



V-AIR



V-AIR FLAT

AIR TREATMENT

BI-AIR	95
C-AIR	94
K-AIR	85
T-AIR	93
V-AIR	88
V-AIR FLAT	89

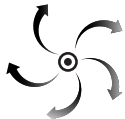


K-AIR

TECHNOLOGICAL PLUS



MOBILE APP VIA FABER CLOUD
Mobile APP via Faber Cloud keeps you informed through the dedicated app when it reaches unsafe conditions, allowing remote control too.



AIR QUALITY INDICATOR
constantly monitors Indoor Air Quality in your kitchen.




AUTO FUNCTION
it automatically sets and controls the aspiration phase to remove pollution and restore fresh air in your kitchen.



RECIPIES PLAY VIDEO
Full web browser and audio di users. Hear your favourite music or cooking assistant THROUGH (non true!) video recipes.



FULLY INTEGRATED WHIT AMAZON ALEXA
Use voice control to switch on/off the hood, set aspiration level and control the lights.



CONNECTED TO YOUR HOME ADDITIONAL DEVICE
Connect your wi-fi / IP remote cameras. Always visible directly into your hood monitor.



MULTIPLE TIMER
Multiple Timer management.



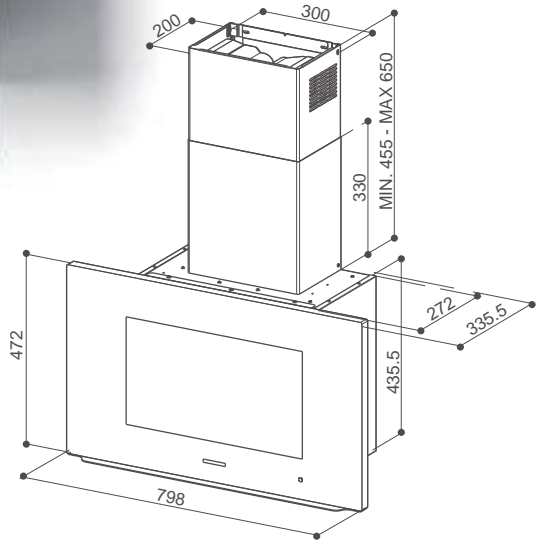
SHOW YOUR FAVORITE
Your favourite picture slideshow in the Kitchen.



TOUCH MONITOR 21.5
21.5 inches touch display.



TUNABLE WHITE
Set dimmerable white LED intensity.



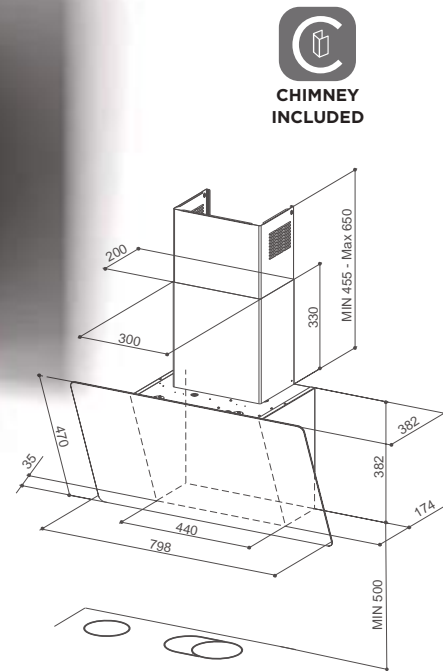
K-AIR

K-AIR TOUCH KL A80 cod. 330.0615.671




FEATURES		PERFORMANCE		ACCESSORIES	
Finish	Speed	1	2	3	INT
• Black glass	Air capacity IEC point	280	400	580	740
Controls	Pressure	450	510	550	560
Touch control	Input	150	200	240	250
Lighting	Noise level	48	55	62	67
LED lights					
Grease filter					
Cassettes dishwasher safe					
Ø of air outlet					
150 / 120 mm					
Width					
800 mm					
Energy class					
A					



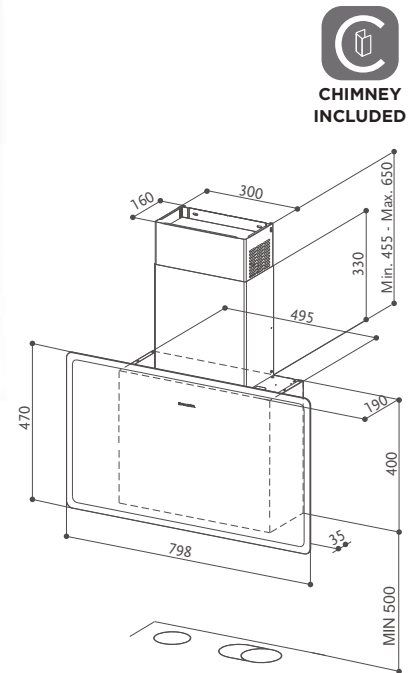


V-AIR

V-AIR KL A80 cod. 330.0615.685

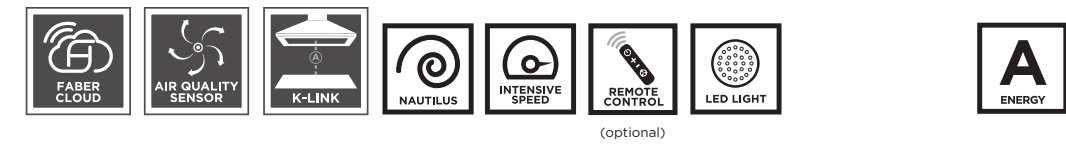


FEATURES	PERFORMANCE					ACCESSORIES
Finish • Black and light brown glass	Speed	1	2	3	INT	Cod. 112.0157.240 F8 Charcoal filter
Controls Touch control	Air capacity IEC point	300	430	620	770	Cod. 112.0676.782 Remote control
Lighting LED lights	Pressure	460	550	590	600	Cod. 112.0252.439 Recycling version kit WH
Grease filter Cassettes dishwasher safe	Input	150	200	240	250	Cod. 112.0252.442 Recycling version kit BK
Ø of air outlet 150 / 120 mm	Noise level	48	56	63	68	Cod. 112.0158.127 FHP8 Charcoal filter High Performance
Width 800 mm						Cod. 112.0185.278 FLL8 Charcoal filter Long Lasting
Energy class A+						



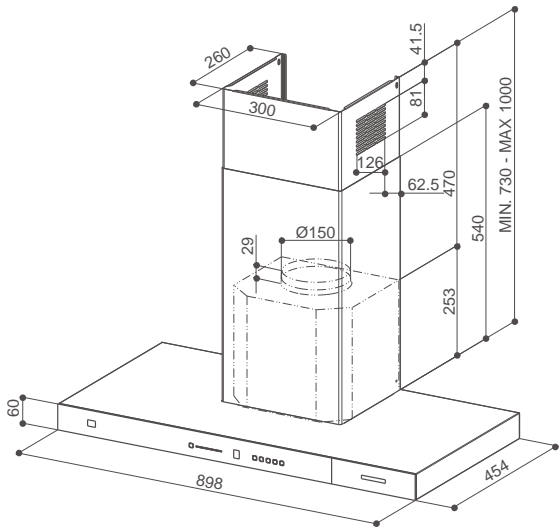
V-AIR FLAT

V-AIR FLAT KL A80 cod. 330.0615.684




FEATURES	PERFORMANCE					ACCESSORIES
Finish • Black and light brown glass	Speed	1	2	3	INT	Cod. 112.0540.783 F22 Charcoal filter
Controls Touch control	Air capacity IEC point	190	250	400	570	Cod. 112.0676.782 Remote control
Lighting 2 LED lights	Pressure	300	450	540	650	
Grease filter Cassettes dishwasher safe	Input	100	115	120	125	
Ø of air outlet 150 / 120 mm	Noise level	52	58	67	73	
Width 800 mm						
Energy class A						






T-AIR


T-AIR KL A90 cod. 325.0615.702




FABER CLOUD




AIR QUALITY SENSOR




K-LINK




SOUND PRO




INTENSIVE SPEED



REMOTE CONTROL



LED LIGHT



A+ ENERGY

(optional)

FEATURES		PERFORMANCE	ACCESSORIES
Finish		Speed	Cod. 112.0157.243
• Black and light brown glass		1 2 3 INT	F9 Charcoal filter
Controls		Air capacity IEC point	Cod. 112.0676.782
Touch control		280 420 600 750	Remote control
Lighting		Pressure	Cod. 112.0185.276
1 LED light bar		450 540 580 590	FLL9 Charcoal filter Long Lasting
Grease filter		Input	Cod. 112.0157.271
Cassettes dishwasher safe		150 200 240 250	Splashback X 900 mm
Ø of air outlet		Noise level	Cod. 112.0621.232
150 / 120 mm		50 57 65 69	Upper chimney kit BK MATT H990
Width			Cod. 112.0626.902
900 mm			Kit recycling wall T-Shape
Energy class			
A+			



C-AIR

C-AIR KL A90 cod. 350.0615.705

FABER CLOUD

AIR QUALITY SENSOR

K-LINK

SOUND PRO

REMOTE BLOWER

PERIMETER ASPIRATION

INTENSIVE SPEED

DELAY 30

24 HOUR 24

FILTER ALARM

REMOTE CONTROL

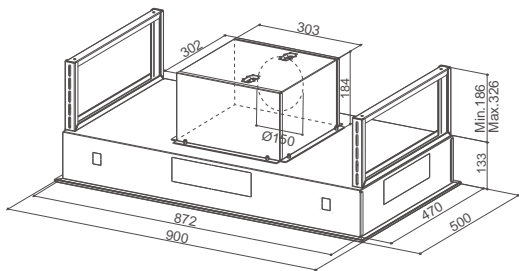
LED LIGHT

(optional)

A

ENERGY

FEATURES	PERFORMANCE					ACCESSORIES
Finish	Speed	1	2	3	INT	Cod. 112.0157.240
• Black and light brown glass	Air capacity IEC point	290	430	610	770	F8 Charcoal filter
Controls	Pressure	460	550	590	600	Cod. 112.0158.127
Touch / Control touch	Input	150	200	240	250	FHP8 Charcoal filter High Performance
Lighting	Noise level	48	56	63	68	Cod. 112.0185.278
LED lights						FLL8 Charcoal filter Long Lasting
Grease filter						Cod. 112.0327.007
Cassettes dishwasher safe						ENERGY Remote blower kit
Ø of air outlet						
220 / 90 mm						
Width						
900 mm						
Energy class						
A						



BI-AIR

BI-AIR KL A52 cod. 305.0615.686

BI-AIR KL A70 cod. 305.0615.687

FABER CLOUD

AIR QUALITY SENSOR

K-LINK

SOUND PRO

REMOTE BLOWER

PERIMETER ASPIRATION

INTENSIVE SPEED

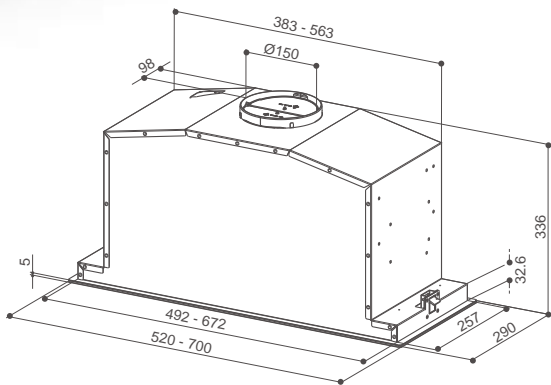
REMOTE CONTROL

LED LIGHT

(optional)

(optional)

520 mm						700 mm					
FEATURES	PERFORMANCE					PERFORMANCE					ACCESSORIES
Finish	Speed	1	2	3	INT	Speed	1	2	3	INT	Cod. 112.0157.240
• Black and light brown glass	Air capacity IEC point	260	410	580	670	Air capacity IEC point	290	420	610	720	F8 Charcoal filter
Controls	Pressure	450	540	580	590	Pressure	460	550	590	600	Cod. 112.0676.782
Touch control	Input	150	200	240	250	Input	150	200	240	250	Remote control
Lighting	Noise level	54	59	66	69	Noise level	47	56	64	68	Cod. 112.0158.127
1 LED light bar											FHP8 Charcoal filter High Performance
Grease filter											Cod. 112.0185.278
Cassettes dishwasher safe											FLL8 Charcoal filter Long Lasting
Ø of air outlet											Cod. 112.0327.007
150 / 120 mm											ENERGY Remote blower kit
Width											
520 / 700 mm											
Energy class											
B (520 mm)											
A (700 mm)											



ASPIRATION HOB

GALILEO GLASS	111
GALILEO NG	113
GALILEO SMART	117
GALILEO 60	119



GALILEO.

Simply genius.



THE MOST EFFECTIVE.

With its clever fluid-dynamic design, Galileo stands out for its high collection capacity of up to 6.6 metres per second. Even the most persistent cooking vapours and smells are eliminated in just a few minutes.



EASY TO USE.

The cooktop surface is smooth and seamless allowing dirt to be removed in one simple step.




SPACE SAVING.

In the base cabinet Galileo has a smart drawer where you can easily storage cooking utensils.



THE MOST EFFICIENT.

The pinnacle of aesthetic perfection with the integration of cooktop and hood in a single product for outstanding performance.



EASY TO USE.

The convenient and user-friendly touch slider controls allow you to adjust the cooking zones and the suction level with a simple action.



UNLEASH YOUR CREATIVITY.

The cooking zones can be activated in combined mode to use them together with the same level of power, ideal for cooking food in large pots.



USEFUL

The grease filter is extremely efficient and is also functional because it works as the first barrier and can collect up to 0.5 litres of liquid. It is easily removable and dishwasher-safe.



MAXIMUM SAFETY IN THE KITCHEN.

Waterproof technology guarantees operation and safety even in the event of liquids spilling onto the cooktop. They do not interfere with the cooking and are collected in a special compartment below.



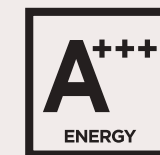
GALILEO RANGE.

The whole range with a single look.

Choose the best one for your needs.

New Galileo Glass.

This is the latest addition to the Faber home. Attention to detail in the finishes, glossy glass controls and matt glass cooking area, with new grille featuring central glass detail to lend consistency to the overall design.



GALILEO NG.

Class A+++ extractor hob, unique on the market. Cast-iron grille featuring iconic Faber design. Practical, dynamic touch slider controls.

GALILEO SMART.

(Class A++) extractor hob. Cast-iron grille featuring iconic Faber design. The mid-range option.



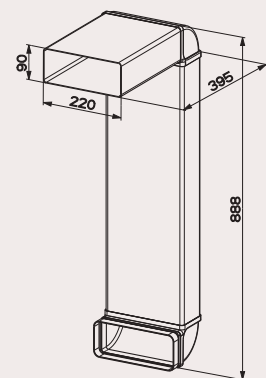
GALILEO 60.

It's versatile and adapts to kitchens of limited dimensions while maintaining high quality and performance.



GALILEO

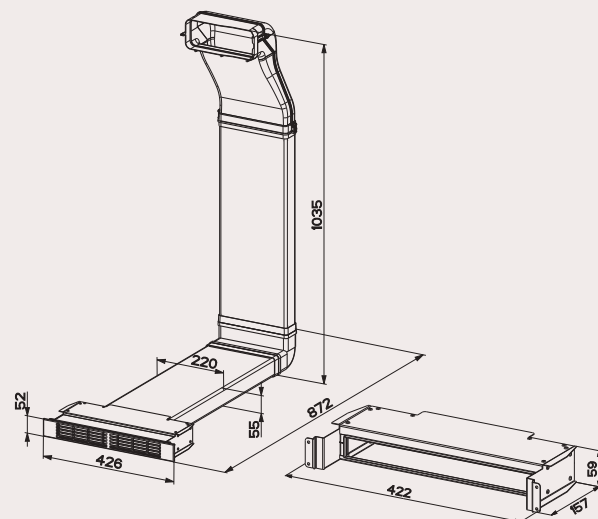
INSTALLATION KIT



DUCTING KIT SUITABLE FOR ALL GALILEO RANGE*

Ducting kit
cod. 112.0540.782

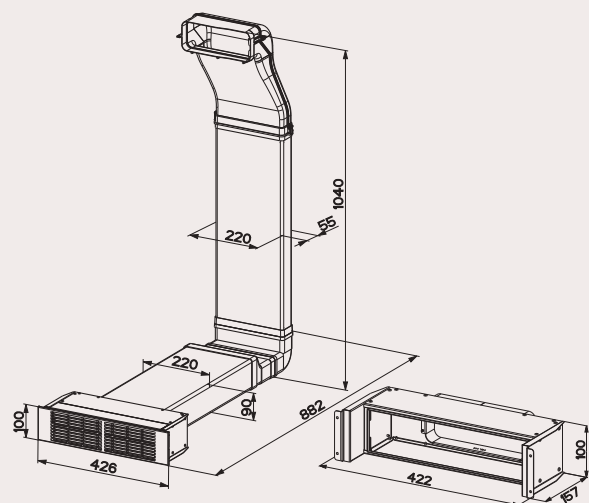
- 1 x flat duct, 200 x 90 x 300 mm
- 2 x vertical 90° bends, 220 x 90 mm
- 1 x flat duct, 200 x 90 x 700 mm
- 1 x duct adapter



KIT GALILEO 60*

Recycling kit H60
cod. 112.0626.656

- 2 x vertical flanges (rear and front) for connection to the motor
- 1 x flange with seal, 220 x 55 mm
- 2 x flat ducts, 220 x 55 x 60 mm
- 1 x vertical 90° bend, 220 x 55 mm
- Recycling kit H60



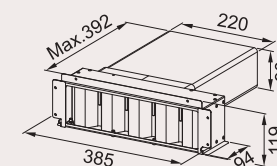
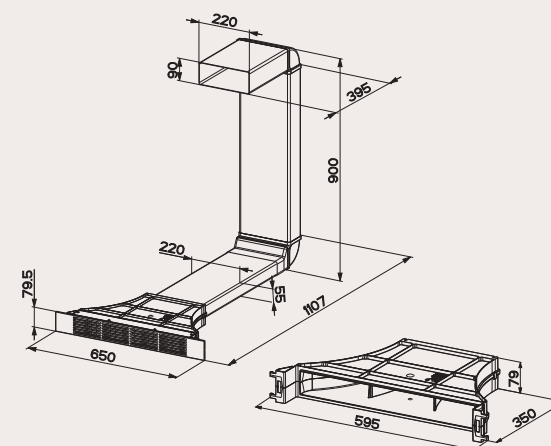
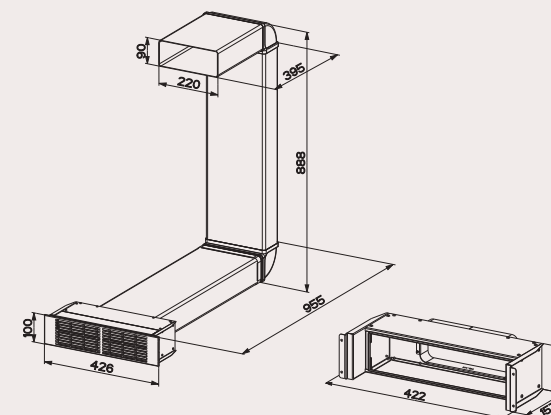
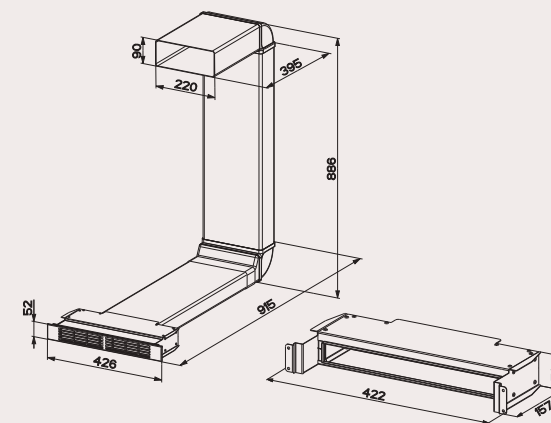
KIT GALILEO 60*

Recycling Kit H100
cod. 112.0626.657

- 2 x vertical flanges (rear and front) for connection to the motor
- 1 x flange with seal, 220 x 55 mm
- 1 flat duct, 220 x 55 x 60 mm
- 1 x vertical 90° bend, 220 x 55 mm
- 1 x flat reducer, 90-55 mm
- 1 x flat duct connector, 200 x 90 mm
- 1 x flat duct, 220 x 90 x 500 mm
- Recycling Kit H100

VENTING HOBS.

To install Galileo venting hobs, you will need to buy the relevant installation kit. Different kits are available, depending on your desired model and configuration, suction or filter. The details of each individual kit, with the components included in the packaging, are outlined below.



KIT GALILEO 80*

Recycling kit H60
cod. 112.0540.730

- 1 x flat duct, 200 x 90 x 300 mm
- 2 x vertical 90° bends, 220 x 90 mm
- 1 x flat duct, 200 x 90 x 700 mm
- 1 x flat reducer, 90-55 mm
- 1 flat duct, 220 x 55 x 60 mm
- Recycling kit H60

KIT GALILEO 80*

Recycling kit H100
cod. 112.0540.781

- 1 x flat duct, 200 x 90 x 300 mm
- 2 x vertical 90° bends, 220 x 90 mm
- 2 x flat ducts, 200 x 90 x 700 mm
- Recycling kit H100

KIT GALILEO 80*

Long lasting Recycling Kit H80
cod. 112.0605.735

- 1 x flat duct, 200 x 90 x 300 mm
- 2 x vertical 90° bends, 220 x 90 mm
- 1 x flat duct, 200 x 90 x 700 mm
- 1 x flat reducer, 90-55 mm
- 1 flat duct, 220 x 55 x 60 mm
- LL H80 kit

REAR FILTER KIT SUITABLE FOR ALL GALILEO RANGE*

Recycling Rear Filter
cod. 112.0685.046

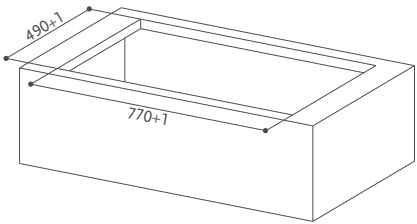
- 1 x flat duct, 200 x 90 x 300 mm
- 2 x filter support
- Recycling Kit H100



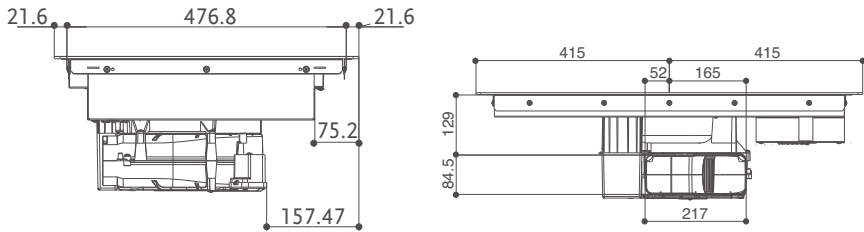
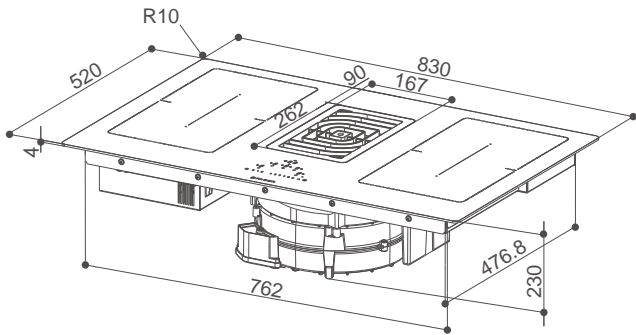
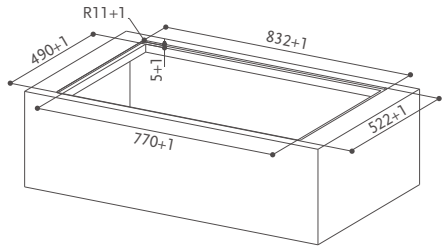


GALILEO CAN FIT IN 60/70 CM DEEP WORKTOP

STANDARD INSTALLATION



FLUSH FIT INSTALLATION



ALWAYS COMBINE TO HOB EXTRACTOR 1 OF THE 3 INSTALLATION KIT:

Ducting

cod.112.0540.782



Rear ducting version installation



Lateral ducting version installation

Recycling

cod. 112.0540.730 60 - 80 mm height skirting board
cod. 112.0540.781 100 mm height skirting board
cod. 112.0685.046 Rear filtering kit



Front recycling version installation 60H and H100



GALILEO GLASS

GALILEO HE BK GLASS NG A83 cod. 340.0679.890

NEW



FEATURES HOOD		PERFORMANCE HOOD						
Finish • Black matt glass / Design glass grid		Speed 1 2 3 8 INT BOOST						
Controls Touch slider		Air capacity IEC point 230 270 320 470 510 620						
Grease filter Cassettes dishwasher safe		Pressure 300 430 620 650 660 650						
Ø of air outlet 220x90 mm		Input 50 30 60 130 170 220						
Energy class A+		Noise level 51 56 60 67 69 73						
Suction speed 6.6 m/s								

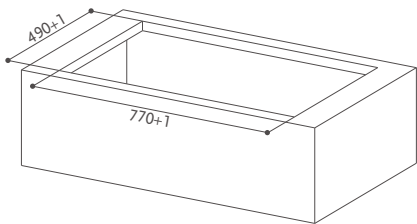


FEATURES INDUCTION HOB		FUNCTIONS INDUCTION HOB	
Finish • Black glass		Bridge zones	2
Product dimensions LxW (mm) 830x520		Power setting (stages)	9
Induction zone 4 2100-3700 W single 4200-7400 W in Bridge mode		Timer min-max	1-59 min.
Induction zone dimensions (mm) 230x210 single 460x210 in Bridge mode		Booster (P)	Yes
Controls Touch slider		Auto switch off	Yes
Power (W) 7400		Over temperature protection	Yes
Voltage (V) 220-240		Over current or voltage abnormality protection	Yes
Frequency (HZ) 50/60		Container detection system	Yes
		Automatic shutdown protection	Yes
		Power On indicator	Yes
		Childlook	Yes

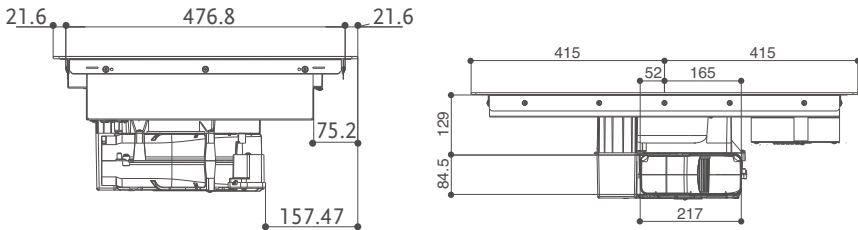
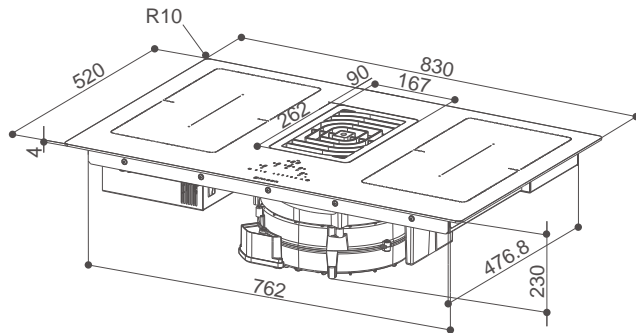
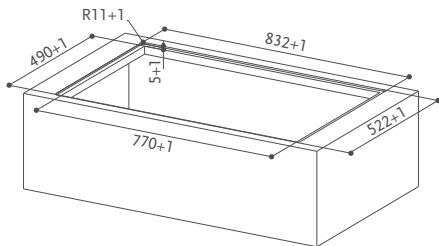


GALILEO CAN FIT IN 60/70 CM DEEP WORKTOP

STANDARD INSTALLATION



FLUSH FIT INSTALLATION



ALWAYS COMBINE TO HOB EXTRACTOR 1 OF THE 3 INSTALLATION KIT:

Ducting

cod.112.0540.782



Rear ducting version installation

Lateral ducting version installation

Recycling

cod. 112.0540.730 60 - 80 mm height skirting board
cod. 112.0540.781 100 mm height skirting board
cod. 112.0685.046 Rear filtering kit



Front recycling version installation 60H and H100

GALILEO

GALILEO BK GLASS NG A830 cod. 340.0594.624



Discover the product video
on our YouTube channel



FEATURES HOOD		PERFORMANCE HOOD						
Finish • Black glass / Cast iron grid		Speed	1	2	3	8	INT	BOOST
Controls Touch slider		Air capacity IEC point	245	285	350	505	550	700
Grease filter Cassettes dishwasher safe		Pressure	290	370	525	550	555	560
Ø of air outlet 220x90 mm		Input	35	45	65	130	140	220
Energy class A+++		Noise level	51	55	57	65	66	72
Suction speed 6.6 m/s								



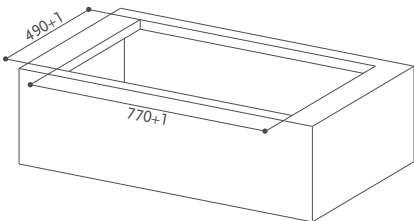
FEATURES INDUCTION HOB		FUNCTIONS INDUCTION HOB	
Finish • Black glass		Bridge zones	2
Dimensioni prodotto LxW (mm) 830x520		Power setting (stages)	9
Induction zone 4 2100-3700 W single 4200-7400 W in Bridge mode		Timer min-max	1-59 min.
Induction zone dimensions (mm) 230x210 single 460x210 in Bridge mode		Booster (P)	Yes
Controls Touch slider		Auto switch off	Yes
Power (W) 7400		Over temperature protection	Yes
Voltage (V) 220-240		Over current or voltage abnormality protection	Yes
Frequency (HZ) 50/60		Container detection system	Yes
		Automatic shutdown protection	Yes
		Power On indicator	Yes
		Childlook	Yes



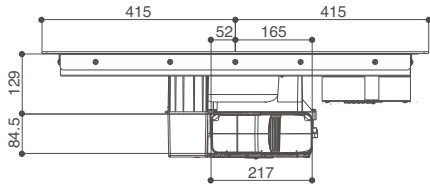
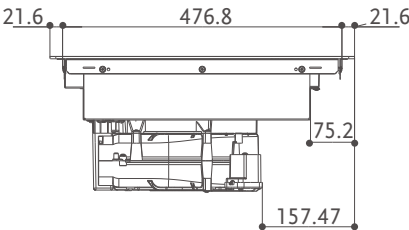
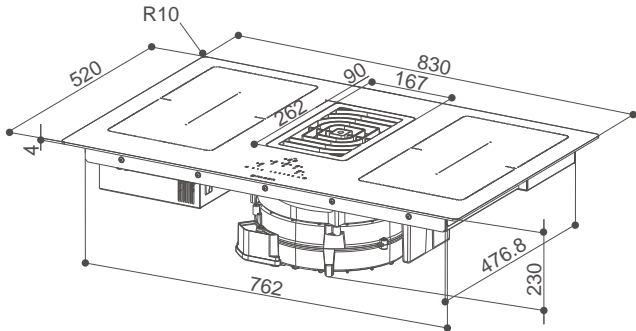
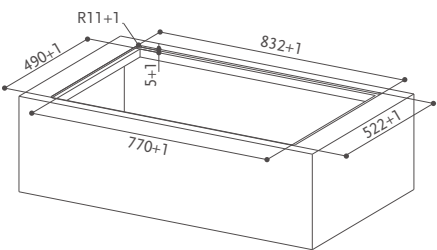


GALILEO CAN FIT IN 60/70 CM DEEP WORKTOP

STANDARD INSTALLATION



FLUSH FIT INSTALLATION



ALWAYS COMBINE TO GALILEO SMART BK cod. 340.0577.694
1 OF THE 3 INSTALLATION KIT:

Ducting

cod.112.0540.782



Rear ducting version installation

Lateral ducting version installation

Recycling

cod. 112.0540.730 60 - 80 mm height toe kick
cod. 112.0540.781 100 mm height toe kick
cod. 112.0685.046 Rear filtering kit



Front recycling version installation
H60 and H100

GALILEO SMART BK F830 + KIT
LL H80 cod. 340.0605.734
includes long lasting filtering kit



Front recycling version installation
H80

GALILEO SMART

GALILEO SMART BK F830 + KIT LL H80 cod. 340.0605.734 (integrated recycling kit)

GALILEO SMART BK GLASS A830 cod. 340.0577.694



FEATURES HOOD		PERFORMANCE HOOD						
Finish • Black glass / Cast iron grid		Speed 1 2 3 8 INT BOOST						
Controls Touch control		Air capacity IEC point 245 285 350 505 550 700						
Grease filter Cassettes dishwasher safe		Pressure 290 370 525 550 555 560						
Ø of air outlet 220x90 mm		Input 35 45 65 130 140 220						
Energy class A++		Noise level 51 55 57 65 66 72						
Suction speed 6.6 m/s								



FEATURES INDUCTION HOB		FUNCTIONS INDUCTION HOB	
Finish • Black glass		Bridge zones	2
Product dimensions LxW (mm) 830x520		Power setting (stages)	9
Induction zone 4 2100-3000 W single 3000-3700 W in Bridge mode		Timer min-max	1-59 min.
Induction zone dimensions (mm) 210x190 single 210x390 in Bridge mode		Booster (P)	Yes
Controls Touch control		Auto switch off	Yes
Max Power (W) 7400		Over temperature protection	Yes
Voltage (V) 220-240		Over current or voltage abnormality protection	Yes
Frequency (HZ) 50/60		Container detection system	Yes
		Automatic shutdown protection	Yes
		Power On indicator	Yes
		Childlook	Yes
		Power managment	Yes

ADJUSTABLE ABSORPTION SETTING ON 4 POWER LEVELS (KW)

- 2,8
- 3,5
- 4,5
- 7,4

further specications in the accessory sessions

GALILEO 60

GALILEO SMART BK F600 + KIT LL H80 cod. 340.0627.228 (integrated recycling kit)

GALILEO SMART BK A600 cod. 340.0627.227



FEATURES HOOD		PERFORMANCE HOOD										
Finish • Black glass / Steel grid		Speed										
Controls Touch control		Air capacity IEC point										
Grease filter Cassettes dishwasher safe		Pressure										
Ø of air outlet 220x55 mm		Input										
Energy class A++		Noise level										
Suction speed 8.8 m/s			1	2	3	4	5	6	7	8	9	BOOST
			230	270	310	350	380	451	440	470	500	630
			280	370	500	570	580	590	600	610	620	630
			40	50	60	75	85	100	110	115	125	220
			49	51	55	57	60	62	63	64	65	71



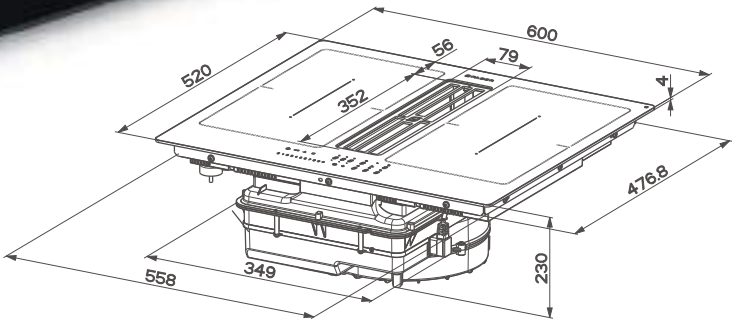
FEATURES INDUCTION HOB		FUNCTIONS INDUCTION HOB	
Finish • Black glass		Bridge zones	2
Product dimensions LxW (mm) 600x520		Power setting (stages)	9
Induction zone 4 2100-3000 W single 3000-3700 W in Bridge mode		Timer min-max	1-59 min.
Induction zone dimensions (mm) 210x190 single 210x390 in Bridge mode		Booster (P)	Yes
Controls Touch control		Auto switch off	Yes
Max Power (W) 7400		Over temperature protection	Yes
Voltage (V) 220-240		Over current or voltage abnormality protection	Yes
Frequency (HZ) 50/60		Container detection system	Yes
		Automatic shutdown protection	Yes
		Power On indicator	Yes
		Childlook	Yes
		Power managment	Yes

ADJUSTABLE ABSORPTION SETTING ON 4 POWER LEVELS (KW)

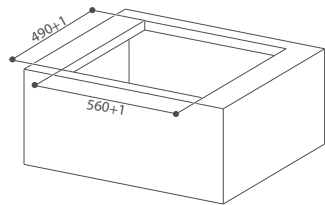
- 2,8
- 3,5
- 4,5
- 7,4



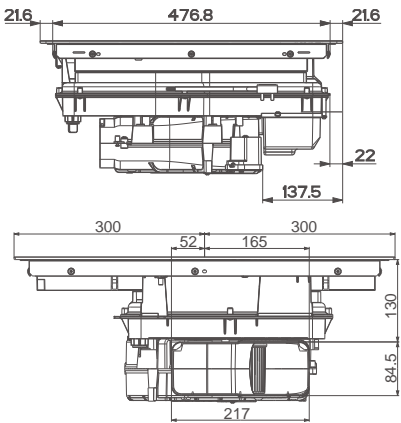
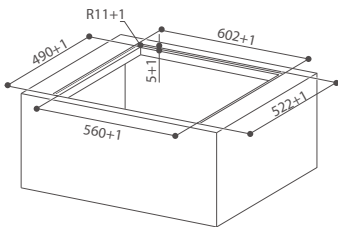
GALILEO CAN FIT IN 60/70 CM DEEP WORKTOP



STANDARD INSTALLATION



FLUSH FIT INSTALLATION



ALWAYS COMBINE TO GALILEO SMART BK A600 cod. 340.0627.227
1 OF THE 3 INSTALLATION KIT:

Aspirante

cod.112.0540.782



Rear ducting version
installation

Lateral ducting version
installation

Filtrante

cod. 112.0626.657 100 mm height toe kick
cod. 112.0626.656 60-80 mm height toe kick
cod. 112.0685.046 Rear filtering kit



Front recycling version installation
H60 and H100

GALILEO SMART BK F600
+ KIT LL H80 cod. 340.0627.228
includes Long Lasting Filtering
Kit



Front recycling version installation
H80

further specications in the accessory sessions

The form and precious materials of our wall hood designs have been carefully studied to be visually pleasant and to last over time. They utilise powerful motorisation and refined aspiration systems to guarantee clean air and silence. Our hoods provide useful special functions for a clean environment, to keep your home under control, to leave you free to manage creativity in your kitchen.

WALL

BEAT WALL	171
BELLA SILENCE	184
CHLOË	201
CHLOË XL	203
CYLINDRA	195
CYLINDRA GLOSS PLUS	194
DAISY PLUS	166
ECLIPSE	196
FOOD SET	208
GLAM-FIT	155
GLAM FIT ZERO DRIP	145
GLAM FIT ZERO DRIP PLUS	137
GLAM-LIGHT	159
GLAM LIGHT ZERO DRIP	143
GLAM LIGHT ZERO DRIP PLUS	139
GREXIA	163
KIT SHELF	209
LITHOS	197
LUFT	183
NICE	189
ONYX-T	175
PREMIO CORNER/SP	191
PURE BLACK	129
RANCH	216
RANCH CORNER	217
RAY	190
SOFT EDGE	132
SOFT SLIM	133
SOLARIS	193
STEELMAX	167
STILO CORNER	192
STILO COMFORT	185
STILO DX-SX	188
STILO GLASS SMART	186
STILO SMART	187
STRIP SMART EV8	212
STRIP SMART PB	213
T-DARK	178
T-LIGHT	179
TALÌKA	149
TENDER	210
THEA	207
TRUE BLACK	128
TRUE DOUBLE BLACK	125
TWEET	165
VALUE	211
VEIL	151
WEST	215

TRUE DOUBLE
BLACK

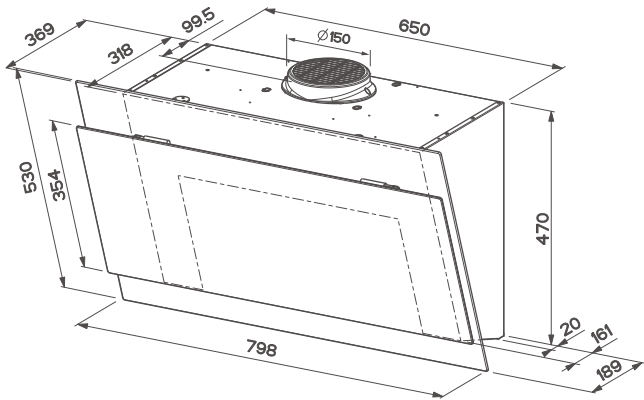


WALL



THE NEW ANGLE
ON BLACK.

Enhanced cooking fume extraction, simpler cleaning and maintenance and more light in the cooking area. The new body angle lends this splendid Faber hood considerable advantages, but it's the design that will win you over. There's a strong contrast between glossy black glass rear panel and Matt black front panel, with a sophisticated and highly modern visual effect. With True Double Black, black has double the power.



To be installed at a minimum distance from the hob of 45 cm.

NEW

TRUE DOUBLE BLACK

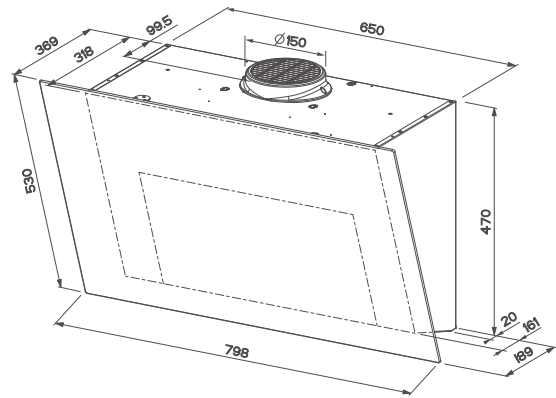
TRUE DOUBLE BLACK F80 cod. 330.0697.028



FEATURES	PERFORMANCE	ACCESSORIES
Finish • Black Gloss / Black Matt	Speed 1 2 3 INT	Cod. 112.0157.240 F8 Charcoal filter
Controls Touch Control	Air capacity IEC point 270 350 450 790	Cod. 112.0158.127 FHP8 Charcoal filter High Performance
Lighting 2 LED lights	Pressure 450 520 560 600	Cod. 112.0185.278 FLL8 Charcoal filter Long Lasting
Grease filter Cassettes dishwasher safe	Input 160 200 240 270	Cod. 112.0696.899 Kit Chimney
Ø of air outlet 150 / 120 mm	Noise level 46 50 56 68	Cod. 112.0696.584 Chimney Extension
Width 800 mm		
Energy class A+		

TRUE BLACK





To be installed at a minimum distance from the hob of 45 cm.

NEW

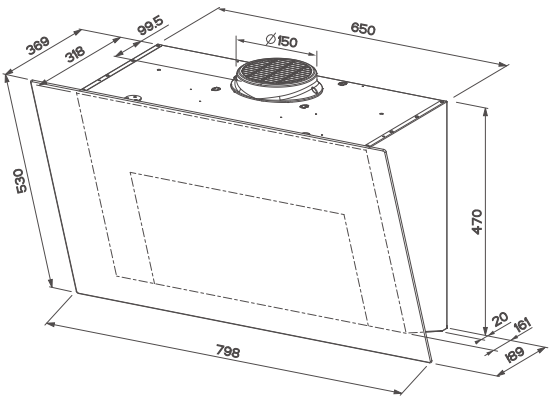
TRUE BLACK

TRUE BLACK F80 cod. 330.0697.027



FEATURES	PERFORMANCE	ACCESSORIES
Finish • Black Gloss	Speed 1 2 3 INT	Cod. 112.0157.240 F8 Charcoal filter
Controls Touch Control	Air capacity IEC point 270 360 460 790	Cod. 112.0158.127 FHP8 Charcoal filter High Performance
Lighting LED lights	Pressure 450 520 560 600	Cod. 112.0185.278 FLL8 Charcoal filter Long Lasting
Grease filter Cassettes dishwasher safe with fall arrest system	Input 160 200 240 270	Cod. 112.0696.899 Kit Chimney
Ø of air outlet 150 / 120 mm	Noise level 53 55 59 69	Cod. 112.0696.584 Chimney Extension
Width 800 mm		
Energy class A		

Sometimes it's the details that really bring out a unique personality, as with our True Black. Embellished with a Matt black element that highlights the controls in the front panel and the Faber logo, it's a hood with standout visual appeal and functionality. The body angle lends it enhanced cooking fume extraction, simpler cleaning and maintenance and more light for the hob. The functional side of tone-on-tone.



To be installed at a minimum distance from the hob of 45 cm.

NEW

PURE BLACK

PURE BLACK F80 cod. 330.0697.024

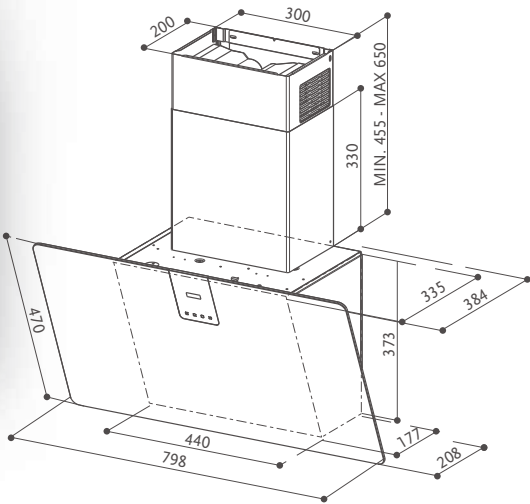


FEATURES	PERFORMANCE	ACCESSORIES
Finish • Black Gloss	Speed 1 2 3 INT	Cod. 112.0157.240 F8 Charcoal filter
Controls Ghost Touch	Air capacity IEC point 270 360 460 790	Cod. 112.0158.127 FHP8 Charcoal filter High Performance
Lighting LED lights	Pressure 450 520 560 600	Cod. 112.0185.278 FLL8 Charcoal filter Long Lasting
Grease filter Cassettes dishwasher safe with fall arrest system	Input 160 200 240 270	Cod. 112.0696.899 Kit Chimney
Ø of air outlet 150 / 120 mm	Noise level 53 55 59 69	Cod. 112.0696.584 Chimney Extension
Width 800 mm		
Energy class A		

The true essence of black. Enjoy the fullness of minimalism thanks to the hidden touch controls on the glass and a glossy, extremely elegant and seamless surface. But Pure Black isn't just exquisitely refined: the body angle allows enhanced cooking fume extraction, simpler cleaning and maintenance and more light. What's more, it tells you when the grease filter needs cleaning and the odour filter needs replacing through the filter maintenance light. Pure elegance.



Nero Ingo



To be installed at a minimum distance from the hob of 50 cm.

SOFT EDGE

SOFT EDGE GRIGIO LONDRA A80 cod. 330.0597.527
SOFT EDGE BIANCO KOS A80 cod. 330.0597.528
SOFT EDGE NERO INGO A80 cod. 330.0597.526



FEATURES	PERFORMANCE	ACCESSORIES
Finish • FENIX NTM Grigio Londra - Grey • FENIX NTM Bianco Kos - White • FENIX NTM Nero Ingo - Black	Speed 1 2 3 INT Air capacity IEC point 300 430 620 770	Cod. 112.0157.240 F8 Charcoal filter
Controls Touch control	Pressure 460 550 590 600	Cod. 112.0252.439 Recycling version kit WH
Lighting LED lights	Input 150 200 240 250	Cod. 112.0252.442 Recycling version kit BK
Grease filter Cassettes dishwasher safe	Noise level 48 56 63 68	Cod. 112.0158.127 FHP8 Charcoal filter High Performance
Ø of air outlet 150 / 120 mm		Cod. 112.0185.278 FLL8 Charcoal filter Long Lasting
Width 800 mm		
Energy class A+		

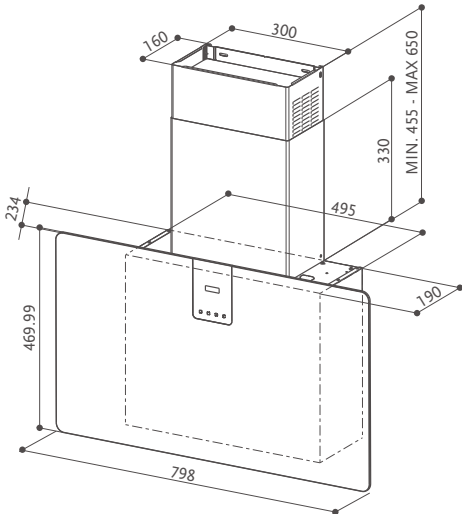
Bianco Kos
Chimney finish: white



Grigio Londra
Chimney finish: black



Bianco Kos



To be installed at a minimum distance from the hob of 50 cm.

SOFT SLIM

SOFT SLIM GRIGIO LONDRA A80 cod. 330.0597.524
SOFT SLIM BIANCO KOS A80 cod. 330.0597.525
SOFT SLIM NERO INGO A80 cod. 330.0597.506



FEATURES	PERFORMANCE	ACCESSORIES
Finish • FENIX NTM Grigio Londra - Grey • FENIX NTM Bianco Kos - White • FENIX NTM Nero Ingo - Black	Speed 1 2 3 INT Air capacity IEC point 190 250 400 570	Cod. 112.0540.783 F22 Charcoal filter
Controls Touch control	Pressure 300 450 540 650	
Lighting 2 LED lights	Input 100 115 120 125	
Grease filter Cassettes dishwasher safe	Noise level 52 58 67 73	
Ø of air outlet 150 / 120 mm		
Width 800 mm		
Energy class A		

Nero Ingo
Chimney finish: black



Grigio Londra
Chimney finish: black



GLAM FIT ZERO
DRIP PLUS



WALL

Black glass matt
Chimney finish: black



Sand glass matt
Chimney finish: white

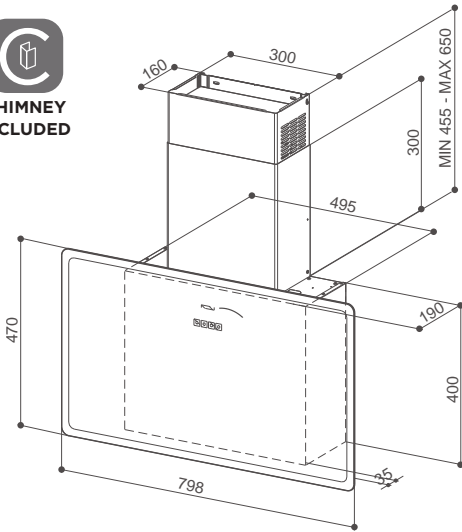



Dusty blue glass matt
Chimney finish: white



ELEGANCE AND DESIGN


Simply touch the exclusive “Zero Drip” button to activate the heaters located on the glass and inside the hood and actively prevent the formation of droplets of condensation, even in long cooking sessions. The special matte surface and glossy details add an accent of elegant design in the best contemporary style.



GLAM FIT ZERO DRIP PLUS

GLAM FIT ZERO DRIP PLUS SAND M A80 cod. 330.0615.736
GLAM FIT ZERO DRIP PLUS DB M A80 cod. 330.0615.737

GLAM FIT ZERO DRIP PLUS BK M KL A80 cod. 330.0615.738*



FEATURES		PERFORMANCE					ACCESSORIES
Finish		Speed	1	2	3	INT	Cod. 112.0540.783
• Sand glass matt • Dusty blue glass matt • Black glass matt		Air capacity IEC point	180	270	390	530	F22 Charcoal filter
Controls		Pressure	320	460	540	630	
Touch control		Input	100	110	115	125	
Lighting		Noise level	54	57	67	74	
2 LED lights							
Grease filter							
Cassettes dishwasher safe							
Ø of air outlet							
150 / 120 mm							
Width							
800 mm							
Energy class							
A							

Black glass matt
Chimney finish: black



Sand glass matt
Chimney finish: white

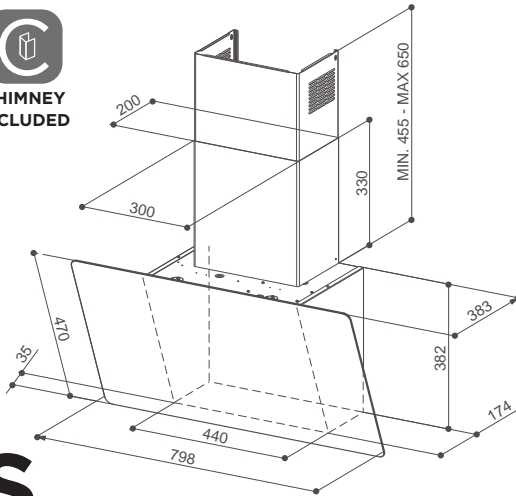


Dusty blue glass matt
Chimney finish: white



ELEGANCE AND DESIGN

Simply touch the exclusive “Zero Drip” button to activate the heaters located on the glass and inside the hood and actively prevent the formation of droplets of condensation, even in long cooking sessions. The special matte surface and glossy details add an accent of elegant design in the best contemporary style.



GLAM LIGHT
ZERO DRIP PLUS

GLAM LIGHT ZERO DRIP PLUS S M A80 cod. 330.0615.681
GLAM LIGHT ZERO DRIP PLUS DB M A80 cod. 330.0615.734

GLAM LIGHT ZERO DRIP PLUS BK M KL A80 cod. 330.0615.735*



FEATURES		PERFORMANCE					ACCESSORIES
Finish		Speed	1	2	3	INT	Cod. 112.0157.240
• Sand glass matt • Dusty blue glass matt • Black glass matt		Air capacity IEC point	290	420	600	740	F8 Charcoal filter
Controls		Pressure	450	540	560	580	Cod. 112.0158.127
Touch control		Input	150	200	240	250	FHP8 Charcoal filter High Performance
Lighting		Noise level	48	56	63	68	Cod. 112.0185.278
LED lights							FLL8 Charcoal filter Long Lasting
Grease filter							Cod. 112.0252.439
Cassettes dishwasher safe							Recycling version kit WH
Ø of air outlet							Cod. 112.0252.442
150 / 120 mm							Recycling version kit BK
Width							
800 mm							
Energy class							
A							

GLAM LIGHT
ZERO DRIP



140

141

Sand glass
Chimney finish: white



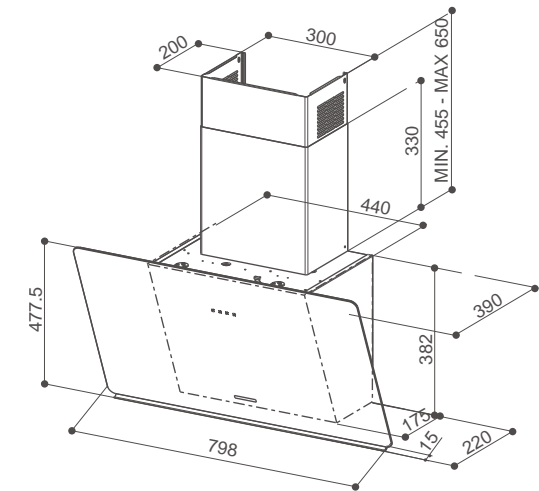
Dusty blue glass
Chimney finish: white



Black glass
Chimney finish: black



Zero Drip technology guarantees an effective anti-drip action in daily use by using a special aluminium element to collect the condensation that may form on the surface of the hood during cooking sessions.



WALL

GLAM LIGHT ZERO DRIP

GLAM LIGHT ZERO DRIP SAND A80 cod. 330.0615.674
GLAM LIGHT ZERO DRIP DB A80 cod. 330.0615.675
GLAM LIGHT ZERO DRIP BK A80 cod. 330.0615.676



FEATURES	PERFORMANCE					ACCESSORIES
Finish	Speed	1	2	3	INT	Cod. 112.0157.240
• Sand glass • Dusty blue glass • Black glass	Air capacity IEC point	320	490	640	750	F8 Charcoal filter
Controls	Pressure	390	490	640	750	Cod. 112.0252.439
Touch control	Input	130	165	210	250	Recycling version kit WH
Lighting	Noise level	49	58	64	67	Cod. 112.0252.442
LED lights						Recycling version kit BK
Grease filter						Cod. 112.0158.127
Cassettes dishwasher safe						FHP8 Cartuccia carbone attivo High Performance
Ø of air outlet						Cod. 112.0185.278
150 / 120 mm						FLL8 Charcoal filter Long Lasting
Width						
800 mm						
Energy class						
B						

Sand glass
Chimney finish: white



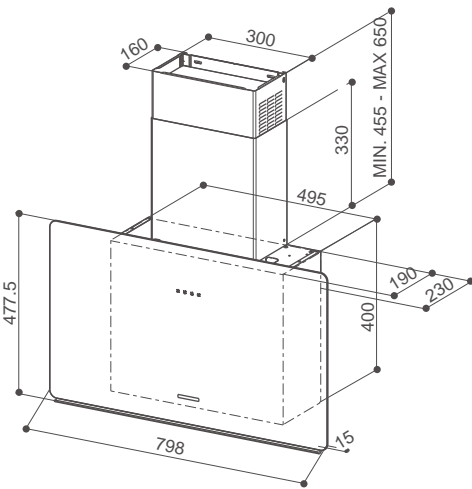
Black glass
Chimney finish: black



Dusty blue glass
Chimney finish: white



Zero Drip technology guarantees an effective anti-drip action in daily use by using a special aluminium element to collect the condensation that may form on the surface of the hood during some cooking phases.



WALL

GLAM FIT ZERO DRIP

GLAM FIT ZERO DRIP SAND 80 cod. 330.0615.654
GLAM FIT ZERO DRIP DB 80 cod. 330.0615.655
GLAM FIT ZERO DRIP BK 80 cod. 330.0615.657



FEATURES		PERFORMANCE					ACCESSORIES
Finish		Speed	1	2	3	INT	Cod. 112.0540.783 F22 Charcoal filter
• Sand glass • Dusty blue glass • Black glass		Air capacity IEC point	190	250	400	570	
Controls		Pressure	300	450	540	650	
Touch control		Input	100	115	120	125	
Lighting		Noise level	52	58	67	73	
2 LED lights							
Grease filter							
Cassettes dishwasher safe							
Ø of air outlet							
150 / 120 mm							
Width							
800 mm							
Energy class							
A							



Cross titanium - CT

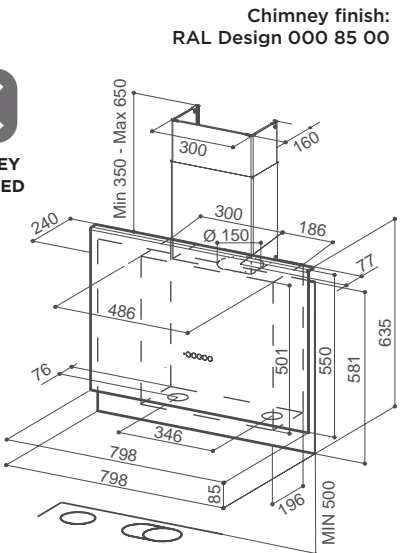


Old copper - OC



IMPROVING PERFECT
IS POSSIBLE!

Faber’s famous vertical hood is re-inventing its role as “window over the hob” by adopting the latest Nautilus technology. The new Nautilus blower not only improves performance but makes Talika an even more desirable addition to your kitchen by reducing noise. New comfort from a lightweight, and ultra slim hood now available in new finishes.



To be installed at a minimum distance from the hob of 50 cm.

TALÌKA

TALÌKA OC A80 cod. 330.0540.784
TALÌKA CT A80 cod. 330.0540.785



(optional)

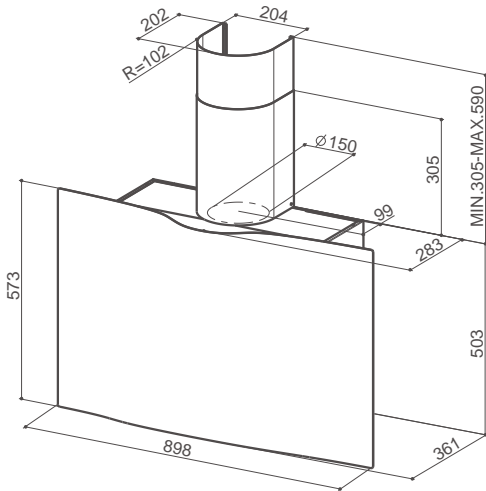


FEATURES	PERFORMANCE	ACCESSORIES
Finish • Old copper • Cross titanium	Speed 1 2 3 INT	Cod. 112.0540.783 F22 Charcoal filter
Controls Squarcle touch	Air capacity IEC point 200 300 410 560	Cod. 112.0676.782 Remote control
Lighting LED lights	Pressure 360 470 560 650	
Grease filter Cassettes dishwasher safe	Input 100 110 120 135	
Ø of air outlet 150 / 120 mm	Noise level 51 59 66 72	
Width 800 mm		
Energy class A		

White - chimney finish: stainless steel



Black matt - chimney finish: stainless steel



WALL

VEIL

VEIL WH A90 cod. 110.0324.953
VEIL BK A90 cod. 110.0324.954

SOUND PRO

REMOTE BLOWER

INTENSIVE SPEED

LED LIGHT

(optional)



FEATURES	PERFORMANCE	ACCESSORIES
Finish	Speed 1 2 3 INT	Cod. 112.0157.240
• White • Black matt	Air capacity IEC point 290 410 600 740	F8 Charcoal filter
Controls	Pressure 450 510 550 560	Cod. 112.0327.007
Electronic	Input 150 200 240 250	ENERGY Remote blower kit
Lighting	Noise level 47 55 63 68	Cod. 112.0158.127
2 LED lights		FHP8 Charcoal filter High Performance
Grease filte		Cod. 112.0185.278
Cassettes dishwasher safe		FLL8 Charcoal filter Long Lasting
Ø of air outlet		
150 / 120 mm		
Width		
900 mm		
Energy class		
A+		



Black glass
800 mm



White glass



550 mm

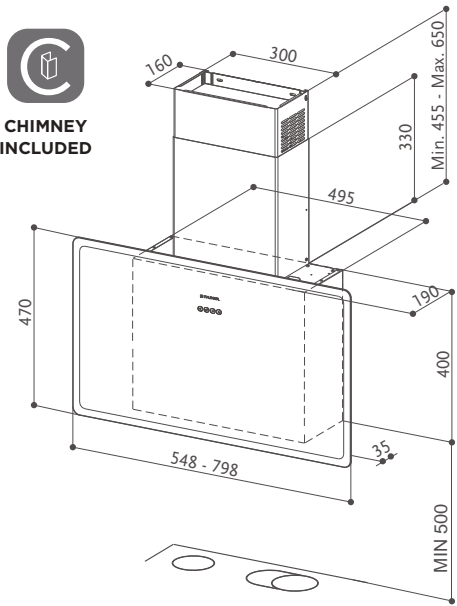


550 mm



A VERTICAL HOOD WITH
THE LATEST NAUTILUS
TECHNOLOGY.

Glamour by name and nature, the Glam-Fit hood is defined by a minimal, contemporary style that shows elegance in every detail. Its clean, essential lines, complemented by a glass surface and an elegant clear surround, add refinement to any kitchen and conceal Faber's exclusive Nautilus technology. The first ever completely flat, vertical glass hood, Glam-Fit also features an ultra-thin body of only 15 cm. Impressive performance and miserly consumption place it in energy efficiency class A. Glam-Fit comes in two finishes, black and white, both equally striking and typically Faber. Glam-Fit is also available in a “small” 55 cm version.



To be installed at a minimum distance from the hob of 50 cm.

WALL

GLAM-FIT

GLAM FIT 80 BK cod. 330.0528.269
GLAM FIT 55 BK cod. 330.0528.270
GLAM FIT 80 WH cod. 330.0528.302
GLAM FIT 55 WH cod. 330.0528.301

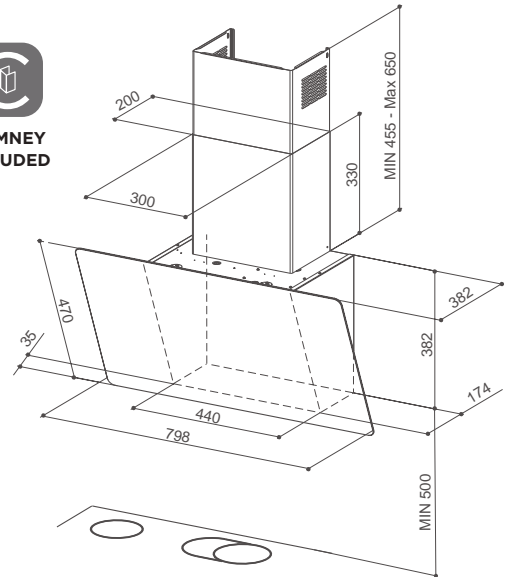


FEATURES	PERFORMANCE	ACCESSORIES
Finish • Black glass • White glass	Speed 1 2 3 INT	Cod. 112.0540.783 F22 Charcoal filter
Controls Touch control	Air capacity IEC point 190 250 400 570	Cod. 112.0676.782 Remote control
Lighting 2 LED lights	Pressure 300 450 540 650	
Grease filter Cassettes dishwasher safe	Input 100 115 120 125	
Ø of air outlet 150 / 120 mm	Noise level 52 58 67 73	
Width 550 / 800 mm		
Energy class A		

White/Transparent - WH/T
chimney finish: white



Dark grey/Light grey - DG/LG
chimney finish: black



To be installed at a minimum
distance from the hob of 50 cm.

GLAM-LIGHT

GLAM-LIGHT EV8+ DG/LG A80 cod. 110.0456.119
GLAM-LIGHT EV8+ WH/T A80 cod. 110.0456.143



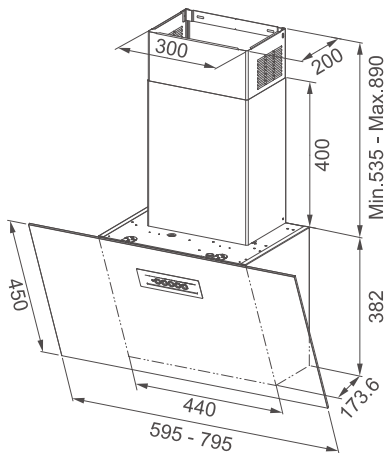
FEATURES	PERFORMANCE	ACCESSORIES
Finish	Speed 1 2 3 INT	Cod. 112.0157.240
• Dark grey glass / Light grey • White glass / Transparent	Air capacity IEC point 300 430 620 770	F8 Charcoal filter
Controls	Pressure 460 550 590 600	Cod. 112.0252.439
Touch control	Input 150 200 240 250	Recycling version kit WH
Lighting	Noise level 48 56 63 68	Cod. 112.0252.442
LED lights		Recycling version kit BK
Grease filter		Cod. 112.0158.127
Cassettes dishwasher safe		FHP8 Charcoal filter High Performance
Ø of air outlet		Cod. 112.0185.278
150 / 120 mm		FLL8 Charcoal filter Long Lasting
Width		
800 mm		
Energy class		
A+		



Dark grey stoneware



Light grey stoneware



To be installed at a minimum distance from the hob of 50 cm.

WALL

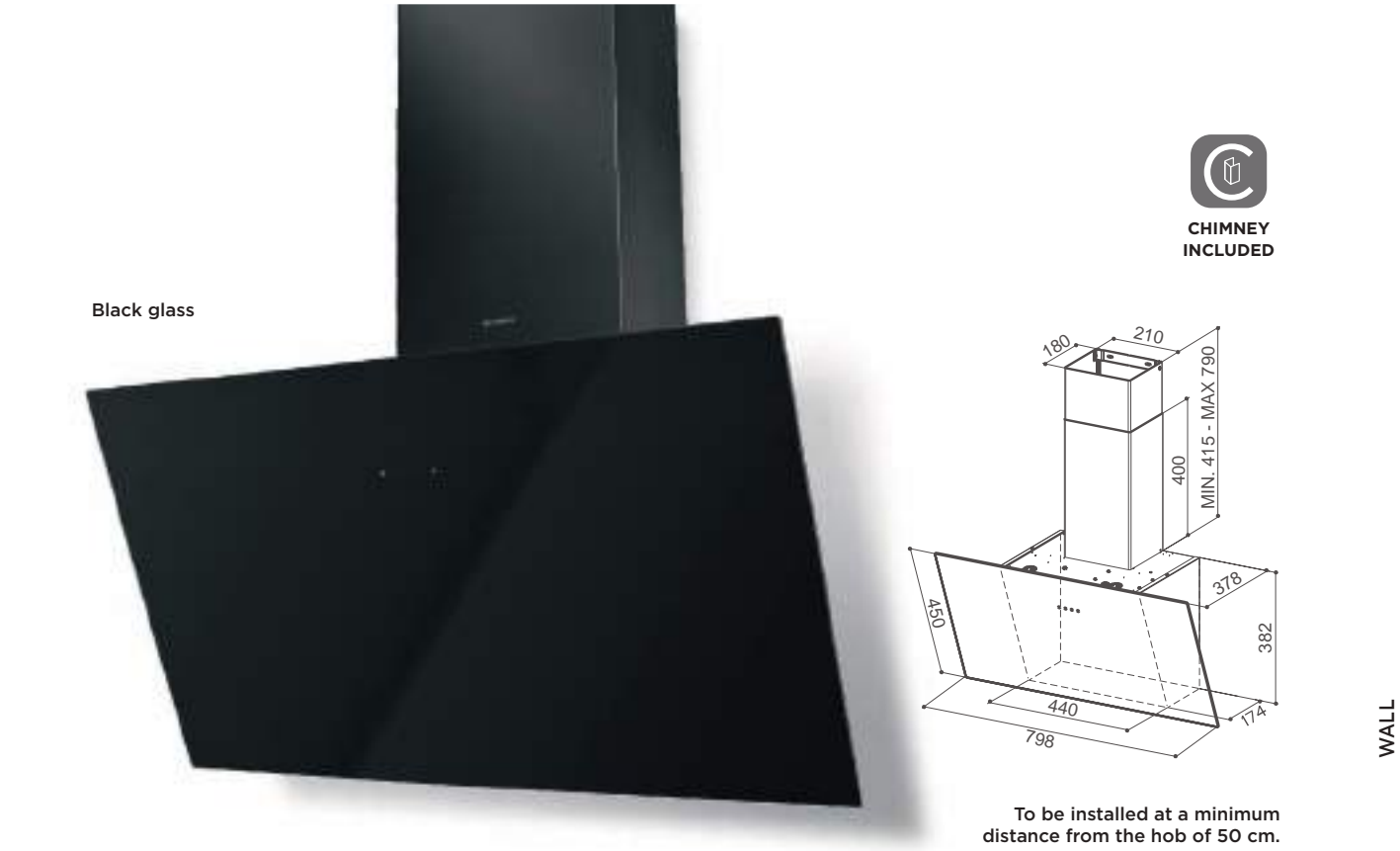
NEW

GREXIA

GREXIA GRES DG A60 cod. 330.0694.725
GREXIA GRES DG A80 cod. 330.0694.726
GREXIA GRES LG A60 cod. 330.0694.727
GREXIA GRES LG A80 cod. 330.0694.728



FEATURES	PERFORMANCE	ACCESSORIES
Finish • Dark grey stoneware • Light grey stoneware	Speed 1 2 3 INT	Cod. 112.0157.240
Controls Touch control	Air capacity IEC point 300 460 610 710	F8 Charcoal filter
Lighting 2 LED Lighting	Pressure 390 460 500 530	Cod. 112.0158.127
Grease filter Cassettes dishwasher safe	Input 130 165 210 250	FHP8 Charcoal filter High Performance
Ø of air outlet 150 / 120 mm	Noise level 51 59 64 67	Cod. 112.0185.278
Width 600 / 800 mm		FLL8 Charcoal filter Long Lasting
Energy class B		



TWEET

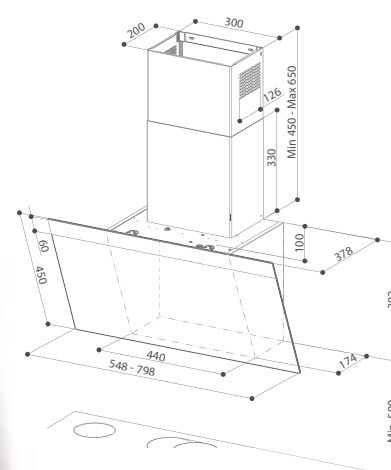
TWEET EV8 LED BK A80 cod. 330.0529.666
TWEET EV8 LED WH A80 cod. 330.0529.667



FEATURES	PERFORMANCES	ACCESSORIES
Finish • Black glass • White glass	Speed 1 2 3 INT	Cod. 112.0157.240 F8 Charcoal filter
Controls Touch control	Air capacity IEC point 300 460 610 710	Cod. 112.0158.127 FHP8 Charcoal filter High Performance
Lighting 2 LED lights	Pressure 390 460 500 530	Cod. 112.0252.439 Recycling version kit WH
Grease filter Cassettes dishwasher safe	Input 130 165 210 250	Cod. 112.0252.442 Recycling version kit BK
Ø of air outlet 150 / 120 mm	Noise level 51 59 64 67	Cod. 112.0185.278 FLL8 Charcoal filter Long Lasting
Width 800 mm		
Energy class B		



Black glass

A black glass range hood with a stainless steel top edge and a vertical stainless steel chimney pipe extending upwards. The brand name 'SILVER' is visible on the top edge.

To be installed at a minimum distance from the hob of 50 cm.

DAISY PLUS

DAISY + BK A55 cod. 330.0612.373
DAISY + BK A80 cod. 330.0612.374

DAISY + WH A55 cod. 330.0612.375
DAISY + WH A80 cod. 330.0612.371

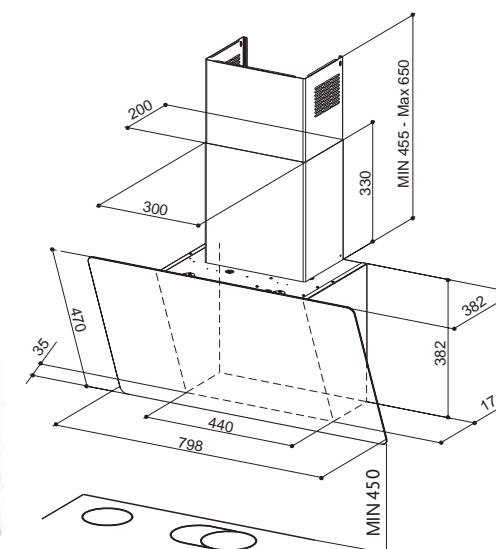


FEATURES	PERFORMANCE					ACCESSORIES
Finish	Speed	1	2	3	INT	Cod. 112.0327.007
• Black glass • White glass	Air capacity IEC point	300	430	620	770	ENERGY Remote blower kit
Controls	Pressure	460	550	590	600	Cod. 112.0157.240
Touch control	Input	150	200	240	250	F8 Charcoal filter
Lighting	Noise level	48	56	63	68	Cod. 112.0327.632
2 LED lights						Recycling version kit X
Grease filter						Cod. 112.0252.439
Cassettes dishwasher safe						Recycling version kit WH
Ø of air outlet						Cod. 112.0252.442
150 / 120 mm						Recycling version kit BK
Width						Cod. 112.0158.127
550 / 800 mm						FHP8 Charcoal filter High Performance
Energy class						
A+						

White glass



Black glass / Stainless Steel
800 mm



To be installed at a minimum distance from the hob of 50 cm.

11/11

STEELMAX

STEELMAX EV8 LED BK/X A55 cod. 330.0538.524
STEELMAX EV8 LED BK/X A80 cod. 330.0538.526
STEELMAX EV8 LED WH/X A55 cod. 330.0538.525
STEELMAX EV8 LED WH/X A80 cod. 330.0538.523



FEATURES	PERFORMANCE				ACCESSORIES	
Finish	Speed	1	2	3	INT	Cod. 112.0157.24
• Black glass / Stainless Steel • White glass / Stainless Steel	Air capacity IEC point	320 490 640 750				F8 Charcoal filter
Controls	Pressure	390 470 530 540				Cod. 112.0252.43
Touch control	Input	130 165 210 250				Recycling version kit WH
Lighting	Noise level	49	58	64	67	Cod. 112.0252.44
2 LED lights						Recycling version kit BK
Grease filter						Cod. 112.0158.12
Cassettes dishwasher safe						FHP8 Charcoal filter High Performance
Ø of air outlet						Cod. 112.0185.27
150 / 120 mm						FLL8 Charcoal filter Long Lasting
Width						
550 / 800 mm						
Energy class						
B						

Black glass / Stainless Steel 550 mm



- White glass / Stainless Steel 550 mm





Black matt

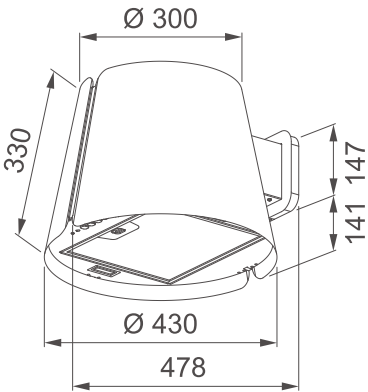


White matt



EVERYDAY ELEGANCE.

The Beat Wall hood is a perfect marriage of freshness and compact dimensions. The shades of matt black and white, alternated with the steel finishes, lend a touch of elegance to everyday moments.



NEW


BEAT WALL

BEAT WALL F42 BK MATT cod. 335.0689.673
BEAT WALL F42 WH MATT cod. 335.0689.675



FEATURES		PERFORMANCE					ACCESSORIES
Finish		Speed	1	2	3	INT	Cod. 112.0157.240
• Black matt • White matt		Air capacity IEC point	270	410	580	740	F8 Charcoal filter
Controls		Pressure	450	540	570	580	Cod. 112.0158.127
Electronic		Input	150	200	240	250	FHP8 Charcoal filter High Performance
Lighting		Noise level	53	59	66	70	Cod. 112.0185.278
2 LED lights							FLL8 Charcoal filter Long Lasting
Grease filter							
Cassettes dishwasher safe							
Ø of air outlet							
150 mm							
Width							
478 mm							
Energy class							
A							



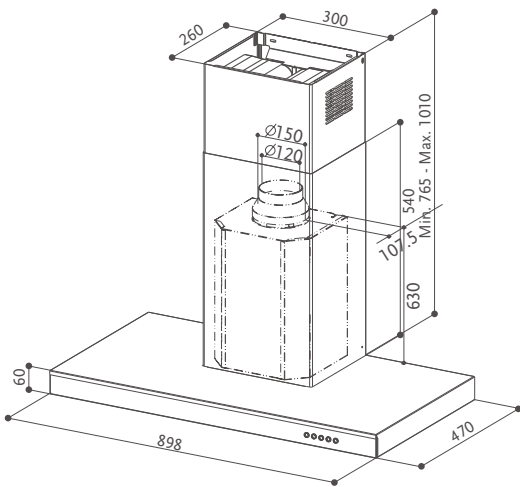


A++
52 DB(A) MAX CAPACITY

ECO FUNCTION:
change of air with minimum
consumption and maximum
silence.

**AS SILENT AND PRECIOUS
AS PURE AIR**

Onyx-T is the quietest of all
T-Shape hoods and guaranteed to
surprise which allows an ultra silent
mode. The hood's stylish design
conceals FABER's exclusive SIL
& STILL technology which allows
functioning in ultra-silent mode at
a sound level of less than 40 dB(A).
Maximum comfort, minimum energy
consumption and complete freedom
to enjoy your home thanks to a
special function that continuously
exchanges air.
This Eco function switches off
automatically after 24 hours.
What more can we say?
Faber technology leaves you
speechless!



ONYX-T

ONYX-T X/V A90 cod. 325.0541.070

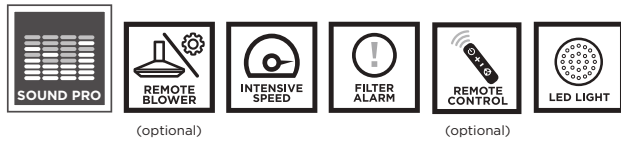


FEATURES	PERFORMANCE	ACCESSORIES
Finish • Stainless steel / Black Glass	Speed 1 2 3 INT BOOST	Cod. 112.0157.243 F9 Charcoal filter
Controls Square touch	Air capacity IEC point 260 310 370 590 740	Cod. 112.0676.782 Remote control
Lighting LED light	Pressure 480 490 510 540 550	Cod. 112.0185.276 FLL9 Charcoal filter Long Lasting
Grease filter Stainless steel cassettes dishwasher safe	Input 60 70 80 90 170	Cod. 112.0626.902 Kit recycling wall t-shape
Ø of air outlet 150 / 120 mm	Noise level 44 48 51 62 67	
Width 900 mm		
Energy class A++		



T-DARK

T-DARK A90 NG cod. 325.0652.937



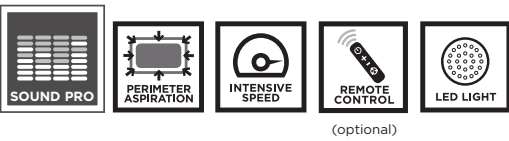
FEATURES	PERFORMANCE	ACCESSORIES
Finish • Black stainless steel	Speed 1 2 3 INT	Cod. 112.0157.243 F9 Charcoal filter
Controls Squarcle Touch	Air capacity IEC point 270 350 450 780	Cod. 112.0676.782 Remote control
Lighting 2 LED lights	Pressure 460 510 560 590	Cod. 112.0327.007 ENERGY Remote blower kit
Grease filter Cassettes dishwasher safe	Input 165 200 240 270	Cod. 112.0185.276 FLL9 Charcoal filter Long Lasting
Ø of air outlet 150 / 120 mm	Noise level 48 54 60 71	Cod. 112.0626.902 Kit recycling wall t-shape
Width 800 mm		
Energy class A++		



Stainless steel

T-LIGHT

T-LIGHT EV8+ X A90 cod. 110.0456.267
T-LIGHT EV8+ WH MATT A90 cod. 110.0456.269




FEATURES	PERFORMANCE	ACCESSORIES
Finish • Stainless steel • White matt	Speed 1 2 3 INT	Cod. 112.0157.243 F9 Charcoal filter
Controls Squarcle touch	Air capacity IEC point 270 410 580 700	Cod. 112.0676.782 Remote control
Lighting Perimeter LED light	Pressure 450 510 550 560	Cod. 112.0185.276 FLL9 Charcoal filter Long Lasting
Grease filter Cassettes dishwasher safe	Input 150 200 240 250	Cod. 112.0626.902 Kit recycling wall t-shape
Ø of air outlet 150 / 120 mm	Noise level 50 57 65 68	
Width 900 mm		
Energy class A		

White matt





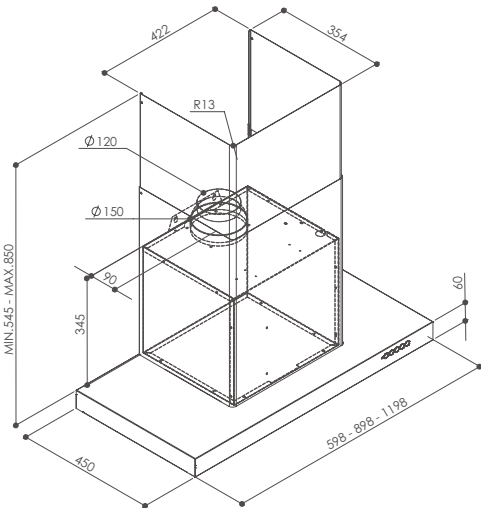

900 mm



1200 mm

EXCLUSIVE,
CONDENSATION-FREE
COMFORT


With the Steam Off System, an exclusive Faber technology, in addition to the suction phase, the hood is not only capturing air but even blowing air creating a vortex that helps convey the steam. This stops condensation on the product and on the cabinets. DOUBLE AIR ACTION TO COMPLETELY ELIMINATE CONDENSATION.



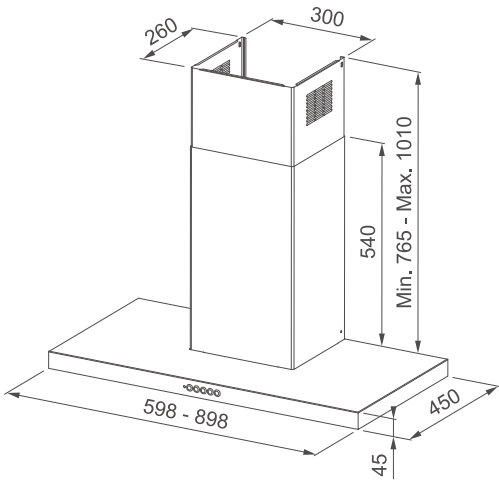
WALL

LUFT

LUFT X A60 cod. 325.0482.910
LUFT X A90 cod. 110.0456.293
LUFT X A120 cod. 325.0482.952

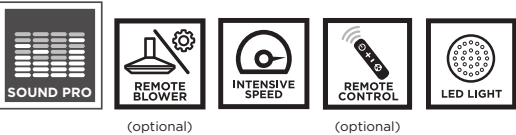


FEATURES		PERFORMANCE					ACCESSORIES
Finish		Speed	1	2	3	INT	Cod. 112.0459.452
• Stainless steel		Air capacity IEC point	290	420	560	710	F16 Charcoal filter
Controls		Pressure	420	480	510	540	Cod. 112.0676.782
Square touch		Input	200	220	260	280	Remote control
Lighting		Noise level	48	57	63	68	
LED lights							
Grease filter							
Stainless steel cassettes dishwasher safe							
Ø of air outlet							
150 mm							
Width							
600 / 900 / 1200 mm							
Energy class							
A							

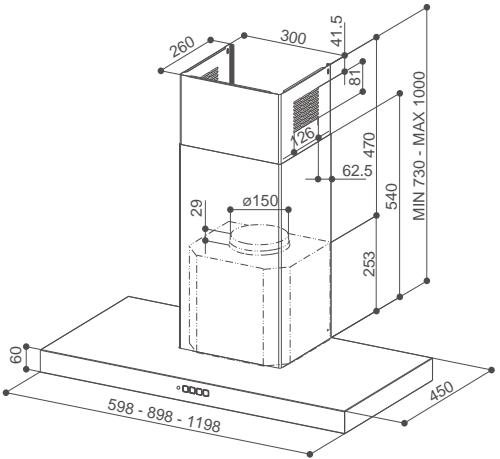


BELLA SILENCE

BELLA SILENCE X A60 cod. 325.0658.632
BELLA SILENCE X A90 cod. 325.0658.631



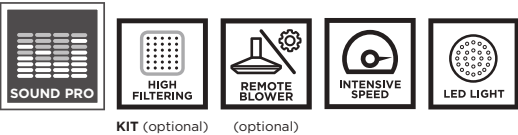
FEATURES	PERFORMANCE	ACCESSORIES
Finish • Stainless steel	Speed 1 2 3 INT	Cod. 112.0157.243 F9 Charcoal filter
Controls Squarclé touch	Air capacity IEC point 285 365 470 750	Cod. 112.0676.782 Remote control
Lighting 2 LED lights	Pressure 450 490 510 560	Cod. 112.0157.252 Upper chimney kit X
Grease filter Cassettes dishwasher safe	Input 180 220 260 310	Cod. 112.0327.007 ENERGY Remote blower kit
Ø of air outlet 150 / 120 mm	Noise level 48 53 57 68	Cod. 112.0185.276 FLL9 Charcoal filter Long Lasting
Width 600 / 900 mm		Cod. 112.0626.902 Kit recycling wall T-Shape
Energy class A+		



STILO COMFORT

STILO COMFORT X A60 cod. 325.0615.637
STILO COMFORT X A90 cod. 325.0615.636
STILO COMFORT X A120 cod. 325.0615.638
STILO COMFORT BK MATT A60 cod. 325.0618.791
STILO COMFORT BK MATT A90 cod. 325.0618.783

STILO COMFORT BK MATT A120 cod. 325.0618.787
STILO COMFORT WH MATT A60 cod. 325.0618.789
STILO COMFORT WH MATT A90 cod. 325.0618.740
STILO COMFORT WH MATT A120 cod. 325.0618.790



FEATURES	PERFORMANCE	ACCESSORIES
Finish • Stainless steel • Black matt • White matt	Speed 1 2 3 INT	Cod. 112.0157.243 F9 Charcoal filter
Controls Electronic	Air capacity IEC point 290 460 610 710	Cod. 112.0157.252 Upper chimney kit X
Lighting 2 LED lights	Pressure 390 470 530 540	Cod. 112.0327.007 ENERGY Remote blower kit
Grease filter Cassettes dishwasher safe	Input 130 165 210 250	Cod. 112.0327.631 HFH Filter kit
Ø of air outlet 150 / 120 mm	Noise level 50 59 66 69	Cod. 112.0185.276 FLL9 Charcoal filter Long Lasting
Width 600 / 900 / 1200 mm		Cod. 112.0626.902 Kit recycling wall T-Shape
Energy class B		

Black matt



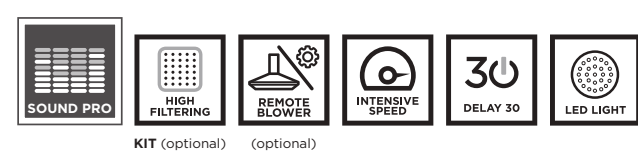
Stainless steel





STILO GLASS SMART

STILO GLASS SMART X/V A60 cod. 325.0617.017
STILO GLASS SMART X/V A90 cod. 325.0617.016

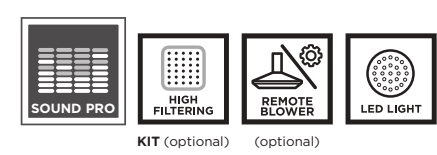


FEATURES	PERFORMANCE	ACCESSORIES
Finish • Stainless steel / black glass	Speed 1 2 3 INT	Cod. 112.0157.243 F9 Charcoal filter
Controls Touch control	Air capacity IEC point 290 460 610 710	Cod. 112.0157.252 Upper chimney kit X
Lighting 2 LED lights	Pressure 390 470 530 540	Cod. 112.0327.631 HFH Filter kit
Grease filter Cassettes dishwasher safe	Input 130 165 210 250	Cod. 112.0185.276 FLL9 Charcoal filter Long Lasting
Ø of air outlet 150 / 120 mm	Noise level 50 59 66 69	Cod. 112.0626.902 Kit recycling wall T-Shape
Width 600 / 900 mm		
Energy class B		



STILO SMART

STILO SMART X A60 cod. 325.0615.633
STILO SMART X A90 cod. 325.0615.635
STILO SMART X A120 cod. 325.0615.634



FEATURES	PERFORMANCE	ACCESSORIES
Finish • Stainless steel	Speed 1 2 3	Cod. 112.0157.243 F9 Charcoal filter
Controls Electronic	Air capacity IEC point 230 320 430	Cod. 112.0157.252 Upper chimney kit X
Lighting 2 LED lights	Pressure 220 240 250	Cod. 112.0327.007 ENERGY Remote blower kit
Grease filter Cassettes dishwasher safe	Input 85 95 115	Cod. 112.0327.631 HFH Filter kit
Ø of air outlet 150 / 120 mm	Noise level 53 60 67	Cod. 112.0185.276 FLL9 Charcoal filter Long Lasting
Width 600 / 900 / 1200 mm		Cod. 112.0626.902 Kit recycling wall T-Shape
Energy class C		



Stilo SX/SP



Stilo DX/SP

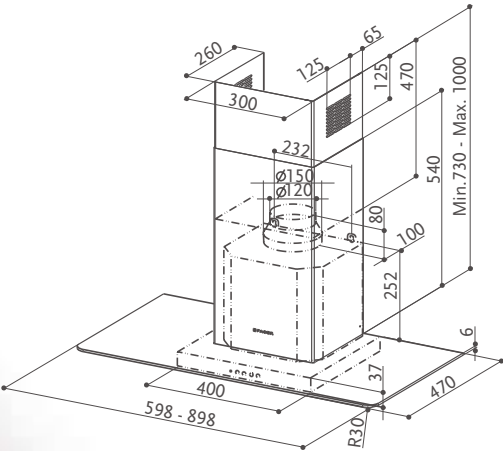
STILO DX-SX

STILO SRM SX/SP A90 cod. 325.0518.927
STILO SRM DX/SP A90 cod. 325.0518.928

STILO SRM SX/SP A120 cod. 325.0518.929
STILO SRM DX/SP A120 cod. 325.0518.930



FEATURES	PERFORMANCE	ACCESSORIES	
Finish • Stainless steel	Speed 1 2 3	Cod. 112.0157.243 F9 Charcoal filter	Cod. 112.0157.272 Splashback X 1200 mm
Controls Electronic	Air capacity IEC point 230 320 430	Cod. 112.0157.252 Upper chimney kit X	Cod. 112.0327.007 ENERGY Remote blower kit
Lighting 2 LED lights	Pressure 220 240 250	Cod. 112.0157.288 1 Baffl e filter kit X (order 3 kits for 900 mm version 4 kits for 1200 mm version)	Cod. 112.0327.631 HFH Filter kit
Grease filter Cassettes dishwasher safe	Input 85 95 115	Cod. 112.0185.276 FLL9 Charcoal filter Long Lasting	Cod. 112.0157.271 Splashback X 900 mm
Ø of air outlet 150 / 120 mm	Noise level 53 60 67	Cod. 112.0626.902 Kit recycling wall T-Shape	
Width 900 / 1200 mm			
Energy class C			



NICE

NICE LED SRM X/V NS A60 cod. 325.0617.052
NICE LED SRM X/V NS A90 cod. 325.0617.053



FEATURES	PERFORMANCE	ACCESSORIES
Finish • Stainless steel / Glass	Speed 1 2 3	Cod. 112.0157.243 F9 Charcoal filter
Controls Electronic	Air capacity IEC point 230 310 420	Cod. 112.0157.252 Upper chimney kit X
Lighting 2 LED lights	Pressure 220 240 250	Cod. 112.0327.007 ENERGY Remote blower kit
Grease filter Cassettes dishwasher safe	Input 85 95 115	Cod. 112.0327.631 HFH Filter kit
Ø of air outlet 150 / 120 mm	Noise level 53 61 67	Cod. 112.0185.276 FLL9 Charcoal filter Long Lasting
Width 600 / 900 mm		Cod. 112.0626.902 Kit recycling wall T-Shape
Energy class C		

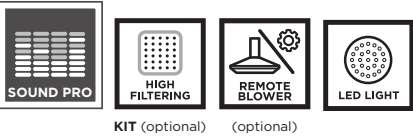


The control interface, now even more user-friendly and functional, is an iconic signature of the unmistakable Faber style.



RAY

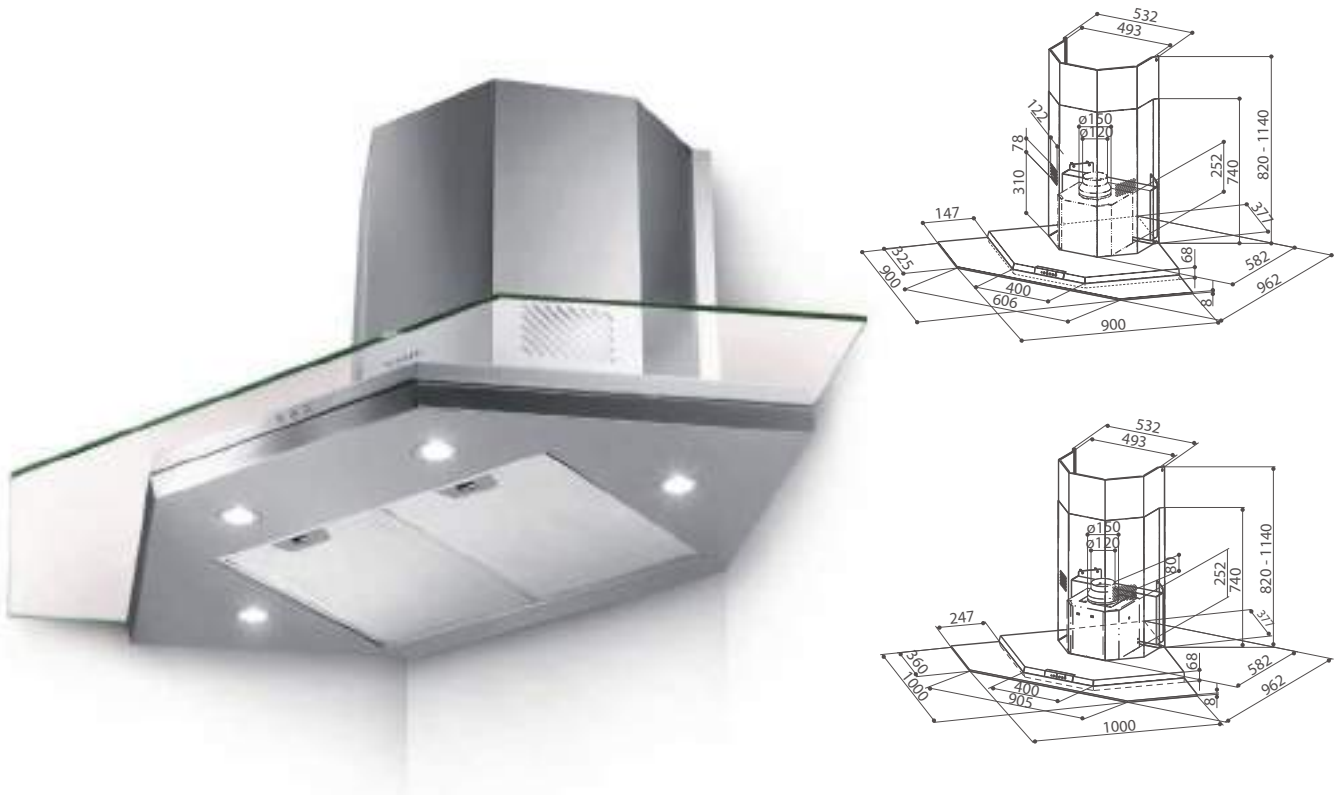
RAY SRM LED X/V NS A60 cod. 325.0617.020
RAY SRM LED X/V NS A90 cod. 325.0617.051



FEATURES	PERFORMANCE	ACCESSORIES
Finish • Stainless steel / Glass	Speed 1 2 3	Cod. 112.0157.243 F9 Charcoal filter
Controls Electronic	Air capacity IEC point 230 310 420	Cod. 112.0157.252 Upper chimney kit X
Lighting 2 LED lights	Pressure 220 240 250	Cod. 112.0327.007 ENERGY Remote blower kit
Grease filter Cassettes dishwasher safe	Input 85 95 115	Cod. 112.0327.631 HFH Filter kit
Ø of air outlet 150 / 120 mm	Noise level 53 61 67	Cod. 112.0185.276 FLL9 Charcoal filter Long Lasting
Width 600 / 900 mm		Cod. 112.0626.902 Kit recycling wall T-Shape
Energy class C		

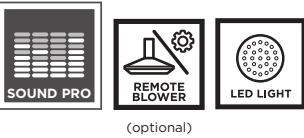


The control interface, now even more user-friendly and functional, is an iconic signature of the unmistakable Faber style.

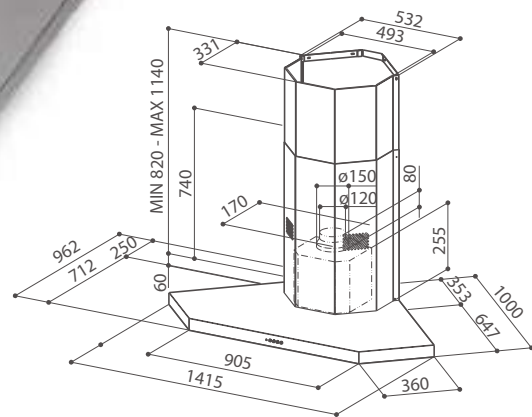


PREMIO CORNER/SP

PREMIO CORNER/SP EV8 LED X/V A90 cod. 325.0537.824
PREMIO CORNER/SP EV8 LED X/V A100 cod. 325.0537.825

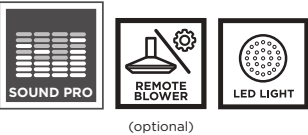


FEATURES	PERFORMANCE	ACCESSORIES
Finish • Stainless steel / Glass	Speed 1 2 3 INT	Cod. 112.0157.243 F9 Charcoal filter
Controls Electronic	Air capacity IEC point 290 460 610 710	Cod. 112.0157.263 Upper chimney kit X
Lighting 4 LED lights	Pressure 390 470 530 540	Cod. 112.0157.273 Splashback X
Grease filter Cassettes dishwasher safe	Input 130 165 210 250	Cod. 112.0157.284 Corner adapter kit
Ø of air outlet 150 / 120 mm	Noise level 50 59 66 69	Cod. 112.0327.007 ENERGY Remote blower kit
Width 900x900 / 1000x1000 mm		Cod. 112.0185.276 FLL9 Charcoal filter Long Lasting
Energy class B		

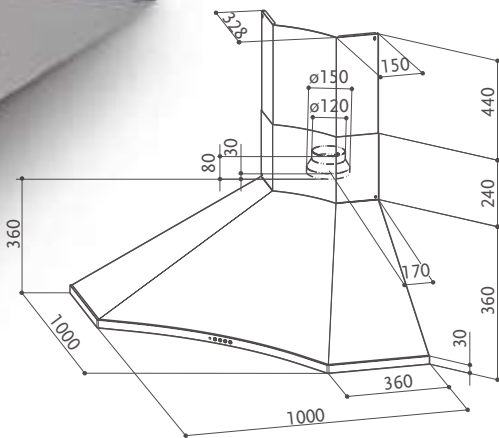


STILO CORNER

STILO CORNER/SP LED EV8 X A100 cod. 325.0538.982

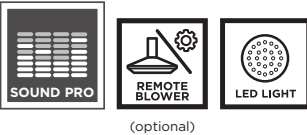


FEATURES	PERFORMANCE	ACCESSORIES
Finish • Stainless steel	Speed 1 2 3 INT	Cod. 112.0157.243 F9 Charcoal filter
Controls Electronic	Air capacity IEC point 290 460 610 710	Cod. 112.0157.263 Upper chimney kit X
Lighting 4 LED lights	Pressure 390 470 530 540	Cod. 112.0157.274 Splashback X
Grease filter Cassettes dishwasher safe	Input 130 165 210 250	Cod. 112.0157.284 Corner adapter kit
Ø of air outlet 150 / 120 mm	Noise level 50 59 66 69	Cod. 112.0327.007 ENERGY Remote blower kit
Width 1000x1000 mm		Cod. 112.0185.276 FLL9 Charcoal filter Long Lasting
Energy class B		



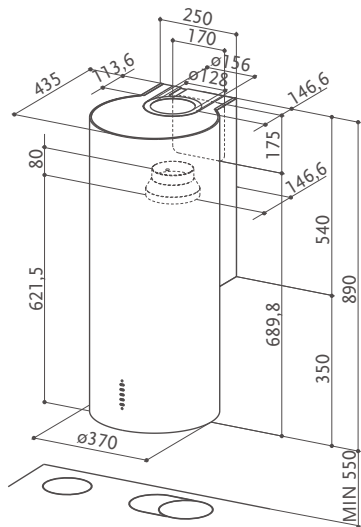
SOLARIS

SOLARIS EG6 LED X A100 cod. 320.0538.968



FEATURES	PERFORMANCE	ACCESSORIES
Finish • Stainless steel	Speed 1 2 3	Cod. 112.0157.240 F8 Charcoal filter
Controls Electromechanical	Air capacity IEC point 260 390 600	Cod. 112.0157.261 Upper chimney kit X
Lighting 4 LED lights	Pressure 230 370 500	Cod. 112.0157.274 Splashback X
Grease filter Cassettes dishwasher safe	Input 80 105 160	Cod. 112.0327.007 ENERGY Remote blower kit
Ø of air outlet 150 / 120 mm	Noise level 45 54 63	Cod. 112.0158.127 FHP8 Charcoal filter High Performance
Width 1000x1000 mm		Cod. 112.0185.278 FLL8 Charcoal filter Long Lasting
Energy class C		

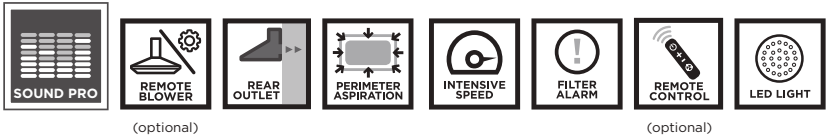
Black matt



To be installed at a minimum distance from the hob of 55 cm.

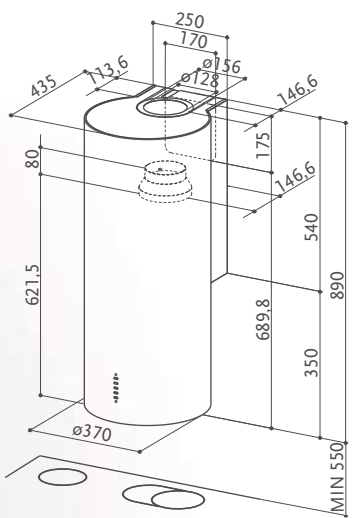
CYLINDRA GLOSS PLUS

CYLINDRA GLOSS PLUS EV8+ WH A37 cod. 335.0492.565
CYLINDRA PLUS BK MATT A37 cod. 335.0606.998



FEATURES	PERFORMANCE	ACCESSORIES
Finish • White gloss • Black matt	Speed 1 2 3 INT	Cod. 112.0157.243 F9 Charcoal filter
Controls Electronic Led	Air capacity IEC point 280 400 570 700	Cod. 112.0676.782 Remote control
Lighting Micro LED Lights	Pressure 450 540 580 590	Cod. 112.0327.007 ENERGY Remote blower kit
Grease filter Cassettes dishwasher safe	Input 150 200 240 250	Cod. 112.0185.276 FLL9 Charcoal filter Long Lasting
Ø of air outlet 150 / 120 mm	Noise level 48 56 65 69	
Width 370 mm		
Energy class A		

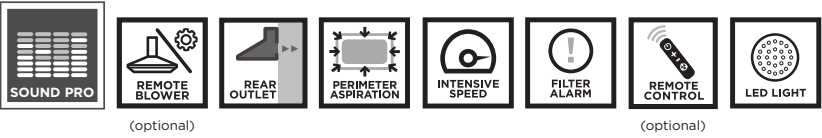
White gloss



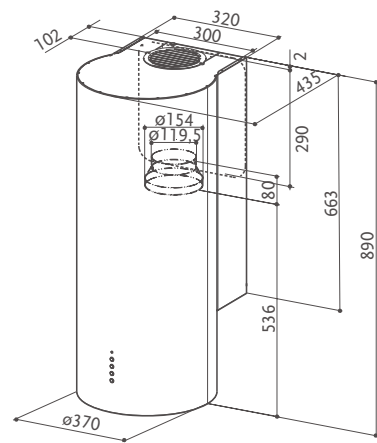
To be installed at a minimum distance from the hob of 55 cm.

CYLINDRA

CYLINDRA EV8 X A37 cod. 110.0332.307



FEATURES	PERFORMANCE	ACCESSORIES
Finish • Stainless steel	Speed 1 2 3 INT	Cod. 112.0157.243 F9 Charcoal filter
Controls Electronic Led	Air capacity IEC point 290 440 570 660	Cod. 112.0676.782 Remote control
Lighting 2 LED lights	Pressure 390 460 500 530	Cod. 112.0327.007 ENERGY Remote blower kit
Grease filter Cassettes dishwasher safe	Input 130 165 210 250	Cod. 112.0185.276 FLL9 Charcoal filter Long Lasting
Ø of air outlet 150 / 120 mm	Noise level 46 58 65 68	
Width 370 mm		
Energy class B		



ECLIPSE

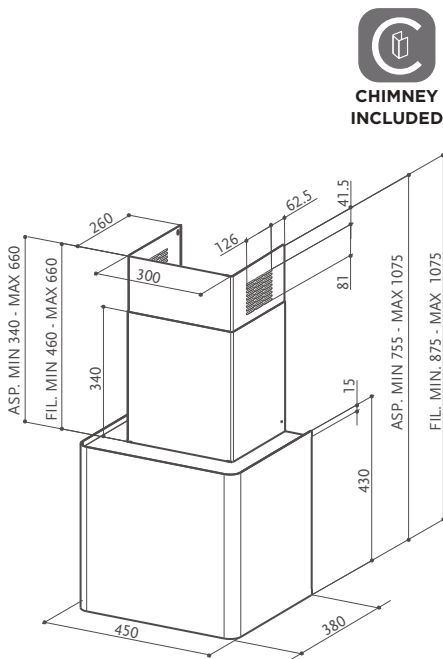
ECLIPSE EV8 LED X A37 cod. 335.0538.983



(optional)

FEATURES	PERFORMANCE					ACCESSORIES
Finish	Speed	1	2	3	INT	Cod. 112.0157.243
• Stainless steel	Air capacity IEC point	290 430 540 620				F9 Charcoal filter
Controls	Pressure	320 440 500 520				Cod. 112.0327.007
Electronic	Input	130	165	210	250	ENERGY Remote blower kit
Lighting	Noise level	52	61	66	69	Cod. 112.0185.276
2 LED lights						FLL9 Charcoal filter Long Lasting
Grease filter						
Cassettes dishwasher safe						
Ø of air outlet						
150 / 120 mm						
Width						
370 mm						
Energy class						
B						

White matt



LITHOS

LITHOS EG6 LED BK A45 cod. 335.0533.563
LITHOS EG6 LED WH MATT A45 cod. 335.0533.564
LITHOS EG6 LED WH A45 cod. 335.0533.565



FEATURES	PERFORMANCE					ACCESSORIES
Finish	Speed	1	2	3	INT	Cod. 112.0157.240
• Black matt • White matt • White milk	Air capacity IEC point	250 380 510 580				F8 Charcoal filter
Controls	Pressure	230 370 460 500				Cod. 112.0158.127
Electronic	Input	80	105	140	160	FHP8 Charcoal filter High Performance
Lighting	Noise level	44	52	59	61	Cod. 112.0185.278
2 LED lights						FLL8 Charcoal filter Long Lasting
Grease filter						
Cassettes dishwasher safe						
Ø of air outlet						
150 / 120 mm						
Width						
450 mm						
Energy class						
C						

White milk



Black







Old brass - OB



Old copper - OC



Cast iron - CI



Dark grey matt - DG MATT



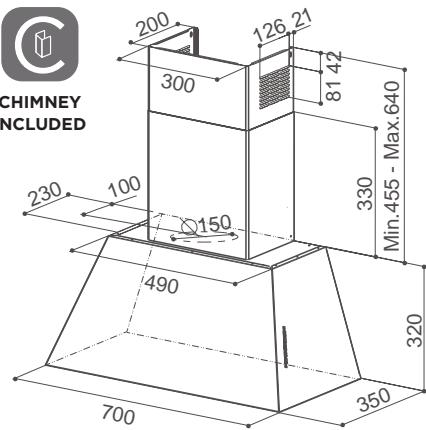
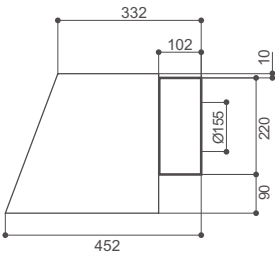
Old metal - OM



Country grey matt - CG MATT



Rear air outlet kit (optional)



further specication in the accessory session on page 371

CHLOÈ

CHLOÈ EV8+ OM A70 cod. 110.0456.129
CHLOÈ EV8+ OC A70 cod. 110.0456.174
CHLOÈ EV8+ CI A70 cod. 110.0456.175

CHLOÈ EV8+ OB A70 cod. 110.0456.177
CHLOÈ EV8+ DG MATT A70 cod. 110.0458.989
CHLOÈ EV8+ CG MATT A70 cod. 110.0459.033

SOUND PRO

REMOTE BLOWER
(optional)

REAR OUTLET

PERIMETER ASPIRATION

INTENSIVE SPEED

30
DELAY 30

24
HOUR 24

FILTER ALARM

REMOTE CONTROL
(optional)

LED LIGHT

A
ENERGY

FEATURES		PERFORMANCE					ACCESSORIES	
Finish	Speed	1	2	3	INT	Cod. 112.0157.240	Cod. 112.0490.250	
<ul style="list-style-type: none">• Old metal• Old copper• Cast iron• Old brass• Dark grey matt• Country grey matt	Air capacity IEC point	270	410	590	730	F8 Charcoal filter	Rear air outlet kit OC	
	Pressure	460	550	590	600	Cod. 112.0676.782	Cod. 112.0490.261	
Controls	Input	150	200	240	250	Remote control	Rear air outlet kit CI	
Electronic Led	Noise level	49	56	64	68	Cod. 112.0327.007	Cod. 112.0490.262	
Lighting						ENERGY Remote blower kit	Rear air outlet kit OB	
LED light						Cod. 112.0158.127	Cod. 112.0490.263	
Grease filter						FHP8 Charcoal filter High Performance	Rear air outlet kit DG MATT	
Cassettes dishwasher safe						Cod. 112.0185.278	Cod. 112.0490.264	
Ø of air outlet						FLL8 Charcoal filter Long Lasting	Rear air outlet kit CG MATT	
150 /120 mm						Cod. 112.0490.249		
Width						Rear air outlet kit OM		
700 mm								
Energy class								
A								

Cast iron - CI

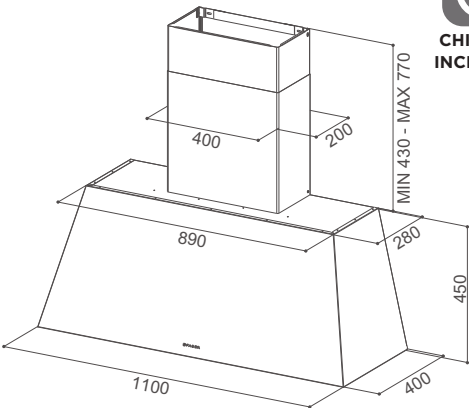


Country grey matt - CG MATT



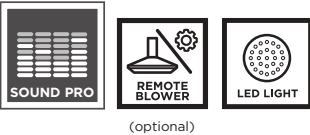
THE GREATNESS OF UNCONVENTIONAL DESIGN.

What would you rather do? Bask in the inspiring warmth of tradition, or experience thrilling new emotions every day? With Chloè XL you can do both. This hood combines exciting design with traditional character and takes high-tech performance and timeless elegance to a whole new level.



CHLOÈ XL

CHLOE' XL CG MATT A110 cod. 321.0506.535
CHLOE' XL CI A110 cod. 321.0506.536



(optional)

FEATURES	PERFORMANCE	ACCESSORIES
Finish	Speed 1 2 3 INT	Cod. 112.0157.240
• Country grey matt • Cast iron	Air capacity IEC point 260 390 510 600	F8 Charcoal filter
Controls	Pressure 230 370 470 500	Cod. 112.0158.127
Electromechanical Knob	Input 80 105 140 160	FHP8 Charcoal filter High Performance
Lighting	Noise level 52 54 58 62	Cod. 112.0185.278
LED light		FLL8 Charcoal filter Long Lasting
Grease filter		Cod. 112.0327.007
Cassettes dishwasher safe		ENERGY Remote blower kit
Ø of air outlet		
150 /120 mm		
Width		
1100 mm		
Energy class		
C		





White matt / stainless steel frame

A white matt stainless steel range hood with a stainless steel frame. The hood has a wide, trapezoidal base and a tall, narrow vertical duct on top. The base has a stainless steel front panel. The entire unit is set against a white background.

White matt / durmast wood frame

A white, modern-style range hood with a wide, trapezoidal base and a tall, narrow vertical duct on top. The base has a wooden frame. The duct has a small, dark, rectangular vent or filter area near the top. The entire unit is set against a plain white background.

Dark grey matt / durmast wood frame

A 3D rendering of a dark grey, trapezoidal chimney hood. The hood has a wide, flat base and a narrower, taller upper section. It is mounted on a light-colored wooden frame. The surface of the hood is a dark grey with a matte finish. The background is a plain, light grey.

Today, the world is one nation, the whole planet a global village. And the pleasure of country living has reached even the biggest metropolis. Today is the era of Thea. This is a hood that looks beyond the walls of your kitchen, opening up new horizons in design and redefining life in the home. But take nothing for granted! Despite its vintage soul, this hood packs the performance needed for today's industrial world.



THEA EV8 WH MATT A80 SC cod. 321.0517.783
THEA EV8 DG MATT A80 SC cod. 321.0517.784



THE THEA HOOD MUST BE MATCHED WITH ONE OF THE AVAILABLE FRAMES



FOOD SET

FOOD SET cod. 112.0524.622

This professional food set boasts impressive and exclusive characteristics, including a base made from Krion, produced with the **Krion Eco-Active Solid Technology™**.

This new technology present in Krion™ Eco-Active resides in incorporating a series of activators into the product, specially developed by Krion, which when in contact with any type of light, provide Krion™ Eco-Active with the following new properties: Air purification, Anti-bacteria, Selfcleaning and Elimination of chemical products.

A large number of compounds that are dangerous to our health have been eliminated, such as pesticides present in our surroundings, and especially in the foods we consume.

The base is specially shaped to contain the set's washable food bag and solid wood cutting board. In this set, three practical accessories combine to form a unique solution.

The Thea food set is ideal for the elegant presentation of bread, charcuterie, cheese and fruit, and for use as a simple but chic platter to serve guests at important occasions with rustic aperitifs and finger foods.

FEATURES

Material: Krion base
Finish: White
Non-porous surface
Anti-bacterial properties
Made from fully recyclable, ecological material
Tough and long-lasting
Dimensions: 440x200x10 mm

MAINTENANCE

Dishwasher washable.
Self-cleaning: liquids and dirt can be cleaned from the surface of the material with greater ease, reducing the use of detergents.
To remove stubborn dirt and surface scratches, clean with a dry, slightly abrasive kitchen sponge.

Material: Solid wood insert
Finish: Durmast

ORDINARY MAINTENANCE: Wipe with a damp sponge and dry with a cloth.

SPECIAL MAINTENANCE: To nourish the wood and keep the colour bright, pass a cloth dipped in a few drops of cooking oil.



KIT MENSOLA SHELF KIT

KIT MENSOLA ROVERE cod. 112.0527.474

This wood shelf kit is a great way to add value to your kitchen. Simple and compatible with all styles, this accessory blends great functionality and attractive design.

FEATURES

Material: Wood
Durmast
Shelf bracket: Internal
Dimensions: 600x400x30 mm

ORDINARY MAINTENANCE: For normal cleaning, simply dust the top with a soft cloth.

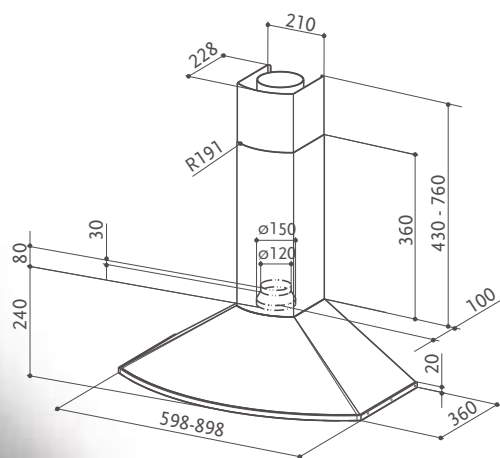
SPECIAL MAINTENANCE: Every 2 or 3 months the wooden surface must be polished using a commercially available beeswax product in a colour specific to the type of wood.

NEVER use aggressive detergents or water, as these may damage the surface varnish over time.




We recommend combining it with Thea and Thea Island hoods that have frame in the same durmast wood finish.





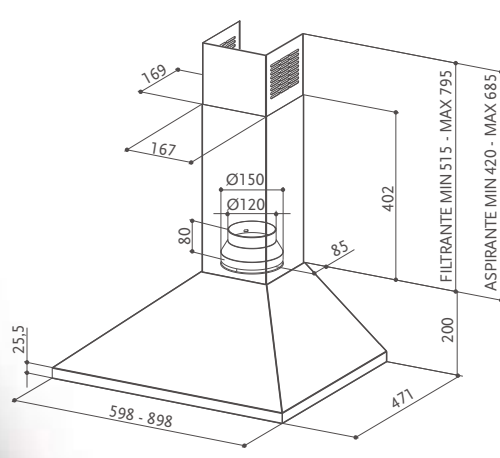
TENDER

TENDER X A60 cod. 110.0157.048
TENDER X A90 cod. 110.0157.049



(optional)

FEATURES	PERFORMANCE	ACCESSORIES	
Finish	Speed 1 2 3	Cod. 112.0157.240	Cod. 112.0157.272
• Stainless steel	Air capacity IEC point 255 320 400	F8 Charcoal filter	Splashback X 1200 mm
Controls	Pressure 175 210 235	Cod. 112.0157.262	Cod. 112.0327.007
Electromechanical	Input 70 100 125	Upper chimney kit X	ENERGY Remote blower kit
Lighting	Noise level 55 62 68	Cod. 112.0157.270	Cod. 112.0158.127
2 LED lights		Splashback X 600 mm	FHP8 Charcoal filter High Performance
Grease filter		Cod. 112.0157.271	Cod. 112.0185.278
Cassettes dishwasher safe		Splashback X 900 mm	FLL8 Charcoal filter Long Lasting
Ø of air outlet			
150 / 120 mm			
Width			
600 / 900 mm			
Energy class			
D			



VALUE

VALUE PB X A60 cod. 320.0557.539
VALUE PB X A90 cod. 320.0557.540
VALUE PB W A60 cod. 320.0557.541

VALUE PB W A90 cod. 320.0557.542
VALUE PB BK A60 cod. 320.0557.543
VALUE PB BK A90 cod. 320.0557.544



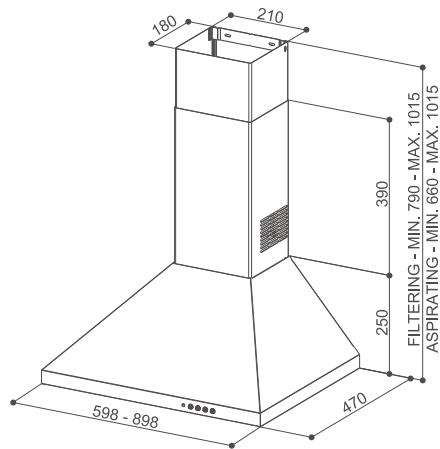
FEATURES	PERFORMANCE	ACCESSORIES
Finish	Speed 1 2 3	Cod. 112.0067.944
• Stainless steel • White • Black	Air capacity IEC point 255 330 430	F3 Charcoal filter
Controls	Pressure 260 290 300	Cod. 112.0544.470
Electromechanical push button	Input 95 125 145	FLL3 Charcoal filter Long Lasting
Lighting	Noise level 58 62 67	
2 LED lights		
Grease filter		
Cassettes dishwasher safe		
Ø of air outlet		
150 / 120 mm		
Width		
600 / 900 mm		
Energy class		
D		

Black



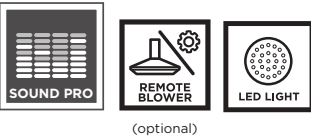
Stainless steel



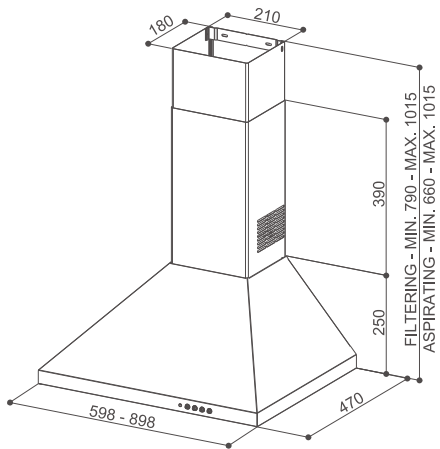


STRIP SMART EV8

STRIP SMART LED EV8 X A60 cod. 320.0533.680
STRIP SMART LED EV8 X A90 cod. 320.0533.761

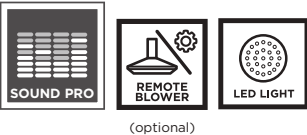


FEATURES	PERFORMANCE	ACCESSORIES
Finish • Stainless Steel	Speed 1 2 3 INT	Cod. 112.0157.240 F8 Charcoal filter
Controls Electronic	Air capacity IEC point 310 470 620 740	Cod. 112.0157.271 Splashback X 900 mm
Lighting 2 LED lights	Pressure 390 460 500 530	Cod. 112.0327.007 ENERGY Remote blower kit
Grease filter Cassettes dishwasher safe	Input 130 165 210 250	Cod. 112.0158.127 FHP8 Charcoal filter High Performance
Ø of air outlet 150 / 120 mm	Noise level 49 58 64 67	Cod. 112.0185.278 FLL8 Charcoal filter Long Lasting
Width 600 / 900 mm		
Energy class B		

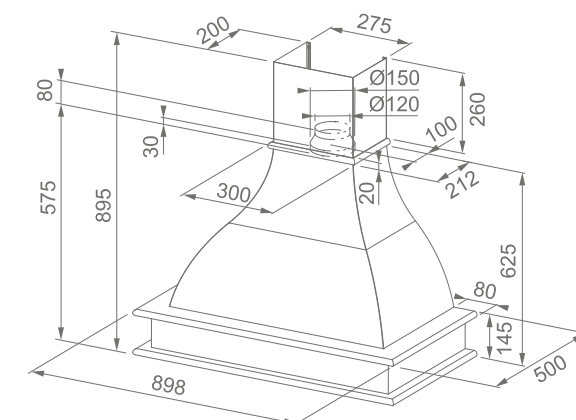


STRIP SMART PB

STRIP SMART PB X A60/3 cod. 320.0685.189
STRIP SMART PB BK A60/3 cod. 320.0685.190
STRIP SMART PB BK A90/3 cod. 320.0685.191



FEATURES	PERFORMANCE	ACCESSORIES
Finish • Stainless steel	Speed 1 2 3	Cod. 112.0067.944 F3 Charcoal filter
Controls Electromechanical	Air capacity IEC point 240 320 400	Cod. 112.0157.271 Splashback X 900 mm
Lighting 2 LED lights	Pressure 180 210 220	Cod. 112.0327.007 ENERGY Remote blower kit
Grease filter Cassettes dishwasher safe	Input 70 90 120	Cod. 112.0544.470 FLL3 Charcoal filter Long Lasting
Ø of air outlet 150 / 120 mm	Noise level 53 60 63	
Width 600 / 900 mm		
Energy class D		



WALL

NEW

WEST

WEST 90 NF cod. 321.0693.744

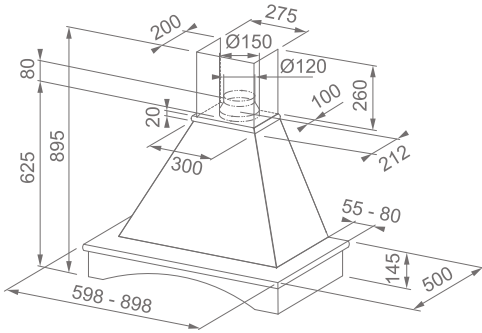


THE WEST HOOD MUST BE MATCHED WITH ONE OF THE AVAILABLE FRAMES

FEATURES	PERFORMANCES	ACCESSORIES	FRAME FINISH
Finish • White RAL 9010	Speed Air capacity IEC point	Cod. 112.0067.944 F3 Charcoal filter	Cod. 112.0693.760 KIT FRAME ASH 90 C3 Frame finish ASH
Controls Electromechanical	Pressure Input	Cod. 112.0544.470 FLL3 Charcoal filter Long Lasting	Cod. 112.0693.762 KIT FRAME LIME 90 C2 Frame finish LIME
Lighting 2 LED lights	Noise level		Cod. 112.0693.764 KIT FRAME LIME 90 C3 Frame finish LIME
Grease filter Cassettes dishwasher safe			
Ø of air outlet 150 / 120 mm			
Width 900 mm			
Energy class C			



Frame design C3
ASH finish
FRAME NOT INCLUDED



NEW


RANCH

RANCH 60 NF cod. 321.0693.748
RANCH 90 NF cod. 321.0693.747

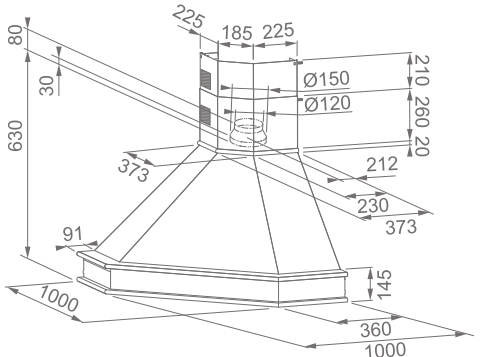


THE RANCH HOOD MUST BE MATCHED WITH ONE OF THE AVAILABLE FRAMES

FEATURES	PERFORMANCES			ACCESSORIES	FRAME FINISH	
Finish	Speed	1	2	3	Cod. 112.0067.944	Cod. 112.0693.759
• White RAL 9010	Air capacity IEC point	240	330	450	F3 Charcoal filter	KIT FRAME ASH 60 C3 Frame finish ASH
Controls	Pressure	220	250	250	Cod. 112.0544.470	Cod. 112.0693.760
Electromechanical Slider	Input	85	95	115	FLL3 Charcoal filter Long Lasting	KIT FRAME ASH 90 C3 Frame finish ASH
Lighting	Noise level	53	61	67		Cod. 112.0693.761
2 LED lights						KIT FRAME LIME 60 C2 Frame finish LIME
Grease filter						Cod. 112.0693.762
Cassettes dishwasher safe						KIT FRAME LIME 90 C2 Frame finish LIME
Ø of air outlet						Cod. 112.0693.763
150 / 120 mm						KIT FRAME LIME 60 C3 Frame finish LIME
Width						Cod. 112.0693.764
600 / 900 mm						KIT FRAME LIME 90 C3 Frame finish LIME
Energy class						
C						



Frame design C2
ASH finish
FRAME NOT INCLUDED



NEW


RANCH CORNER

RANCH CORNER 90 NF cod. 321.0693.746




THE RANCH CORNER HOOD MUST BE MATCHED WITH ONE OF THE AVAILABLE FRAMES

FEATURES	PERFORMANCES			ACCESSORIES	FRAME FINISH	
Finish	Speed	1	2	3	Cod. 112.0067.944	Cod. 112.0693.765
• White RAL 9010	Air capacity IEC point	240	330	450	F3 Charcoal filter	KIT FRAME ASH CORNER 90 C2 Frame finish ASH
Controls	Pressure	220	250	250	Cod. 112.0544.470	Cod. 112.0693.766
Electromechanical Slider	Input	85	95	115	FLL3 Charcoal filter Long Lasting	KIT FRAME ASH CORNER 90 C3 Frame finish ASH
Lighting	Noise level	53	61	67		
2 LED lights						
Grease filter						
Cassettes dishwasher safe						
Ø of air outlet						
150 / 120 mm						
Width						
900 mm						
Energy class						
C						



Frame design C2



Frame design C3



Frame design C2



Frame design C3

Perfect in their every detail, extremely powerful, ideal for all-round kitchen use. Island workstation kitchens take on a central role in the house and in daily family life: cooking instantly develops into personal flair, passion, choice, an intimate, private activity. Island decorative hoods are attractive from all viewpoints, with perfect form in all its features: there is no hidden side or corner not seen by the naked eye. Characterised by symmetry and uniformity, illuminating the centre of our family lives.

ISLAND

BELLA SILENCE ISLAND	228
CHLOÈ ISLAND	239
CHLOÈ XL ISLAND	243
CORINTHIA ISLAND	233
CYLINDRA ISLAND	235
CYLINDRA ISLAND GLOSS PLUS	234
FOOD SET	246
GLASSY ISLAND	229
KIT MENSOLA	247
STILO COMFORT ISLAND	226
STILO GLASS SMART ISLAND	227
THEA ISLAND	245
T-SHELF	223
T-LIGHT ISLAND	225

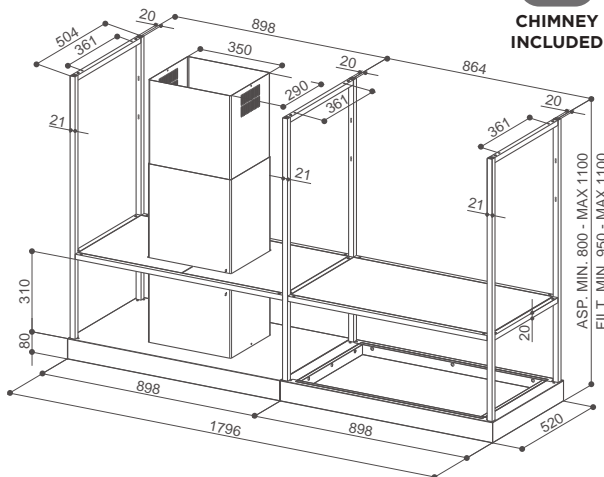




T-shelf is the iconic island hood with an elegant industrial style. With its trestle structure, exclusive smoked glass shelves and double LED bar with dimmer, this practical and smart solution contributes to complementing the kitchen environment.



**CHIMNEY
INCLUDED**



T-SHELF EV8 BK MATT A180 cod. 325.0606.131
T-SHELF EV8 TITANIUM MATT A180 cod. 325.0617.018

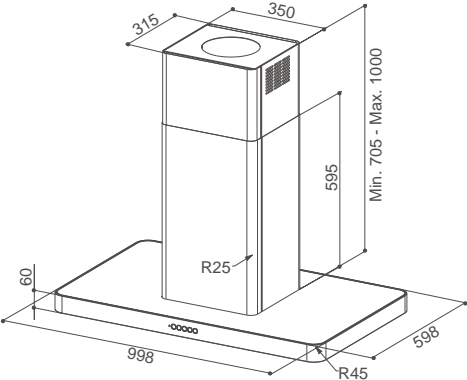


FEATURES	PERFORMANCE					ACCESSORIES
Finish • Black matt • Titanium matt	Speed	1	2	3	INT	Cod. 112.0157.243
	Air capacity IEC point	290	460	610	710	F9 Charcoal filter
Controls Rotative controls	Pressure	390	470	530	540	Cod. 112.0185.276
Lighting 2 LED light bar	Input	130	165	210	250	FLL9 Charcoal filter Long Lasting
Grease filter Cassettes dishwasher safe	Noise level	50	59	66	69	
Ø of air outlet 150 / 120 mm						
Width 1800 mm						
Energy class B						







Stainless steel

Stainless steel



T-LIGHT ISLAND

T-LIGHT ISLAND EV8+ X A100 cod. 110.0456.264
T-LIGHT ISLAND EV8+ WH MATT A100 cod. 110.0456.265



(optional)

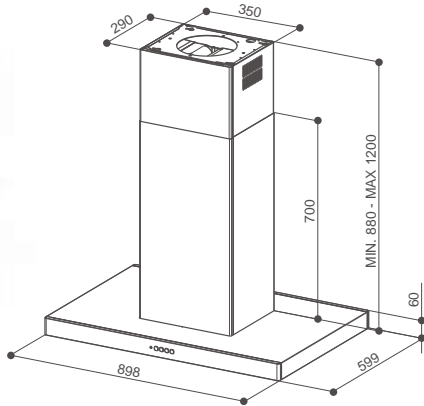


FEATURES		PERFORMANCE					ACCESSORIES
Finish		Speed	1	2	3	INT	Cod. 112.0157.243
• Stainless steel • White matt		Air capacity IEC point	270	410	580	700	F9 Charcoal filter
Controls		Pressure	450	510	550	560	Cod. 112.0676.782
Squarcle touch		Input	150	200	240	250	Remote control
Lighting		Noise level	50	57	65	68	Cod. 112.0185.276
Perimeter LED light							FLL9 Charcoal filter Long Lasting
Grease filter							Cod. 112.0626.903
Cassettes dishwasher safe							Kit Recycling Island T-Shape
Ø of air outlet							
150 / 120 mm							
Width							
1000 mm							
Energy class							
A							

White matt



Black matt



STILO COMFORT ISLAND

STILO COMFORT ISLAND X A90 cod. 325.0618.738
STILO COMFORT ISLAND WH MATT A90 cod. 325.0618.793
STILO COMFORT ISLAND BK MATT A90 cod. 325.0618.792

SOUND PRO

HIGH FILTERING

REMOTE BLOWER

INTENSIVE SPEED

LED LIGHT

KIT (optional)

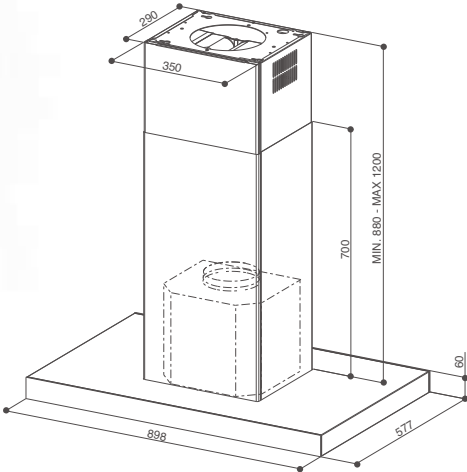
(optional)

FEATURES	PERFORMANCE					ACCESSORIES
Finish • Stainless steel • Black matt • White matt	Speed	1	2	3	INT	Cod. 112.0157.243
	Air capacity IEC point	290	460	610	710	F9 Charcoal filter
Controls Electronic	Pressure	390	470	530	540	Cod. 112.0157.252 Upper chimney kit X
Lighting 4 LED lights	Input	130	165	210	250	Cod. 112.0327.007 ENERGY Remote blower kit
Grease filter Cassettes dishwasher safe	Noise level	50	59	66	69	Cod. 112.0327.631 HFH Filter kit
Ø of air outlet 150 / 120 mm						Cod. 112.0185.276 FLL9 Charcoal filter Long Lasting
Width 900 mm						Cod. 112.0626.903 Kit Recycling Island T-Shape
Energy class B						

Stainless steel



White matt



STILO GLASS SMART ISLAND

STILO GLASS SMART ISLAND A90 cod. 325.0618.802

SOUND PRO

HIGH FILTERING

REMOTE BLOWER

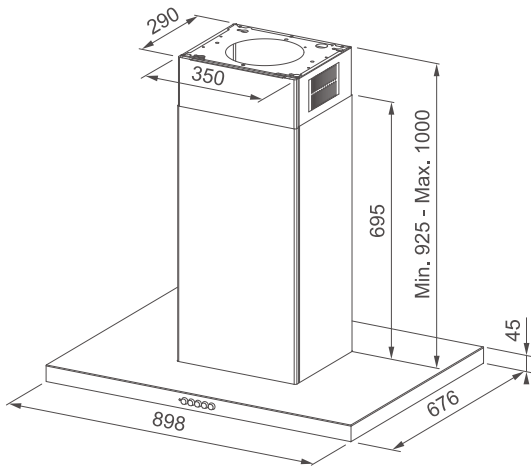
INTENSIVE SPEED

LED LIGHT

KIT (optional)


(optional)

FEATURES	PERFORMANCE					ACCESSORIES
Finish • Stainless steel / Black glass	Speed	1	2	3	INT	Cod. 112.0157.243
	Air capacity IEC point	290	460	610	710	F9 Charcoal filter
Controls Touch control	Pressure	390	470	530	540	Cod. 112.0327.007 ENERGY Remote blower kit
Lighting 4 LED lights	Input	130	165	210	250	Cod. 112.0327.631 HFH Filter kit
Grease filter Cassettes dishwasher safe	Noise level	50	59	66	69	Cod. 112.0185.276 FLL9 Charcoal filter Long Lasting
Ø of air outlet 150 / 120 mm						Cod. 112.0626.903 Kit Recycling Island T-Shape
Width 900 mm						
Energy class B						




BELLA SILENCE ISLAND

BELLA SILENCE IS. X A90 cod. 325.0658.190




SOUND PRO




REMOTE BLOWER

(optional)




INTENSIVE SPEED



REMOTE CONTROL

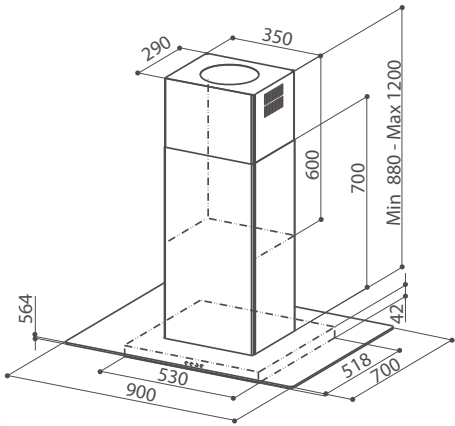
(optional)



LED LIGHT



FEATURES	PERFORMANCE					ACCESSORIES
Finish	Speed	1	2	3	INT	Cod. 112.0157.243
•Stainless steel	Air capacity IEC point	285	365	470	750	F9 Charcoal filter
Controls	Pressure	450	490	510	560	Cod. 112.0676.782
Squarcle touch	Input	180	220	260	310	Remote control
Lighting	Noise level	48	53	57	68	Cod. 112.0157.268
4 LED lights						Upper chimney kit X
Grease filter						Cod. 112.0327.007
Stainless steel Cassettes dishwasher safe						ENERGY Remote blower kit
Ø of air outlet						Cod. 112.0185.276
150 / 120 mm						FLL9 Charcoal filter Long Lasting
Width						Cod. 112.0626.903
900 mm						Kit Recycling Island T-Shape
Energy class						
A+						




GLASSY ISLAND

GLASSY ISLAND/SP EV8 X/V NS A90 cod. 325.0617.019




SOUND PRO




REMOTE BLOWER

(optional)



INTENSIVE SPEED



LED LIGHT

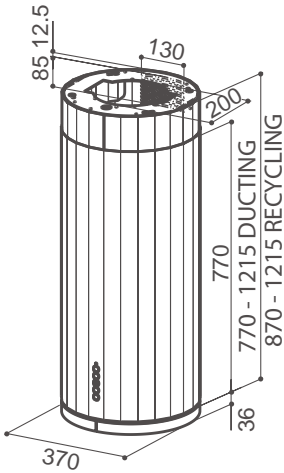
FEATURES	PERFORMANCE					ACCESSORIES
Finish	Speed	1	2	3	INT	Cod. 112.0157.243
•Stainless steel / Glass	Air capacity IEC point	300	450	600	700	F9 Charcoal filter
Controls	Pressure	390	470	530	540	Cod. 112.0157.288
Electronic	Input	130	165	210	250	1 Baffle filter kit (order 2 kits)
Lighting	Noise level	52	61	67	70	Cod. 112.0327.007
4 LED lights						ENERGY Remote blower kit
Grease filter						Cod. 112.0185.276
Cassettes dishwasher safe						FLL9 Charcoal filter Long Lasting
Ø of air outlet						Cod. 112.0626.903
150 / 120 mm						Kit Recycling Island T-Shape
Width						
900 mm						
Energy class						
B						



The control interface, now even more user-friendly and functional, is an iconic signature of the unmistakable Faber style.



DG MATT/CONCRETE
Dark grey matt/Concrete



CORINTHIA ISLAND

CORINTHIA ISLAND EV8+ WH MATT/TS A37 cod. 110.0456.219
CORINTHIA ISLAND EV8+ DG MATT/CONCRETE A37 cod. 110.0456.220
CORINTHIA ISLAND EV8+ X/OM A37 cod. 110.0456.261

(optional)

WH MATT/TS
White matt/Tibetan silver



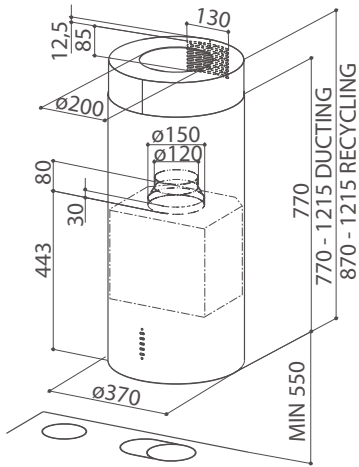
X/OM
Stainless steel/Old metal



FEATURES		PERFORMANCE					ACCESSORIES
Finish		1 2 3 INT					Cod. 112.0157.243
• White matt / Tibetan silver • Dark grey matt / Concrete • Stainless steel / Old metal							F9 Charcoal filter
Controls							Cod. 112.0676.782
Squarcle touch							Remote control
Lighting							Cod. 112.0185.276
Micro LED lights							FLL9 Charcoal filter Long Lasting
Grease filter							
Cassettes dishwasher safe							
Ø of air outlet							
150 / 120 mm							
Width							
370 mm							
Energy class							
A							



White gloss



To be installed at a minimum distance from the hob of 55 cm.

CYLINDRA ISLAND GLOSS PLUS

CYLINDRA ISLAND GLOSS PLUS EV8+ WH A37 cod. 335.0492.563
CYLINDRA ISLAND EVO PLUS BK MATT A37 cod. 335.0572.104

SOUND PRO

REMOTE BLOWER

PERIMETER ASPIRATION

INTENSIVE SPEED

FILTER ALARM

REMOTE CONTROL

LED LIGHT

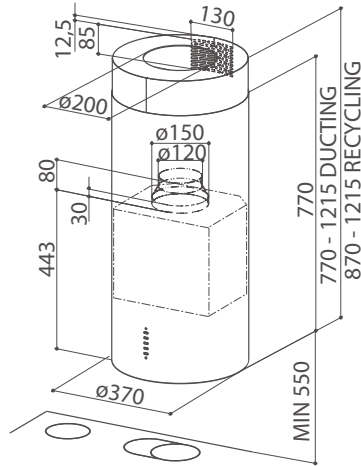
A
ENERGY

(optional)

(optional)

FEATURES	PERFORMANCE					ACCESSORIES
Finish	Speed	1	2	3	INT	Cod. 112.0157.243
• White gloss • Black matt	Air capacity IEC point	280	400	570	700	F9 Charcoal filter
Controls	Pressione	450	540	580	590	Cod. 112.0676.782
Electronic Led	Input	150	200	240	250	Remote control
Lighting	Noise level	48	56	65	69	Cod. 112.0327.007
Micro LED Lights						ENERGY Remote blower kit
Grease filter						Cod. 112.0286.014
Cassettes dishwasher safe						Upper chimney kit WH H990
Ø of air outlet						Cod. 112.0185.276
150 / 120 mm						FLL9 Charcoal filter Long Lasting
Width						
370 mm						
Energy class						
A						

Black matt



To be installed at a minimum distance from the hob of 55 cm.

CYLINDRA ISLAND

CYLINDRA ISLAND EV8 X A37 ELN cod. 110.0332.308

SOUND PRO

REMOTE BLOWER

PERIMETER ASPIRATION

INTENSIVE SPEED

FILTER ALARM

REMOTE CONTROL

LED LIGHT

(optional)

(optional)

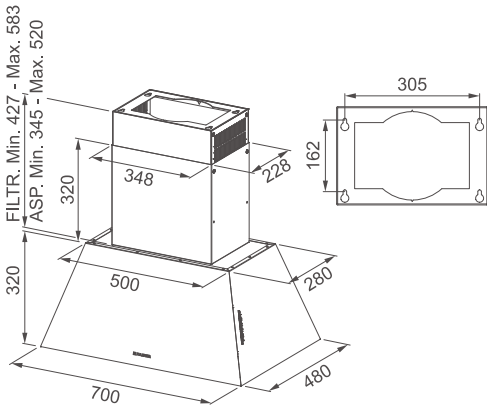
FEATURES	PERFORMANCE					ACCESSORIES
Finish	Speed	1	2	3	INT	Cod. 112.0157.243
• Stainless steel	Air capacity IEC point	290	440	570	660	F9 Charcoal filter
Controls	Pressure	390	460	500	530	Cod. 112.0676.782
Electronic Led	Input	130	165	210	250	Remote control
Lighting	Noise level	46	58	65	68	Cod. 112.0327.007
2 LED lights						ENERGY Remote blower kit
Grease filter						Cod. 112.0157.267
Cassettes dishwasher safe						Upper chimney kit X
Ø of air outlet						Cod. 112.0185.276
150 / 120 mm						FLL9 Charcoal filter Long Lasting
Width						
370 mm						
Energy class						
B						



Dark grey matt - DG MATT



Cast iron - CI



CHLOÈ ISLAND

CHLOE' ISLAND DG MATT A70 cod. 321.0666.589
CHLOE' ISLAND CI A70 cod. 321.0666.588

SOUND PRO

INTENSIVE SPEED

30 DELAY 30

24 HOUR 24

FILTER ALARM

REMOTE CONTROL

LED LIGHT

(optional)

A+ ENERGY

FEATURES		PERFORMANCE					ACCESSORIES
Finish		Speed	1	2	3	INT	Cod. 112.0157.240
• Dark grey matt • Cast iron		Air capacity IEC point	280	420	600	770	F8 Charcoal filter
Controls		Pressure	450	540	590	600	Cod. 112.0676.782
Electronic Led		Input	160	210	275	320	Remote control
Lighting		Noise level	45	52	61	67	Cod. 112.0327.007
2 LED lights							ENERGY Remote blower kit
Grease filter							Cod. 112.0158.127
Cassettes dishwasher safe							FHP8 Charcoal filter High Performance
Ø of air outlet							Cod. 112.0185.278
150 /120 mm							FLL8 Charcoal filter Long Lasting
Width							
700 mm							
Energy class							
A+							

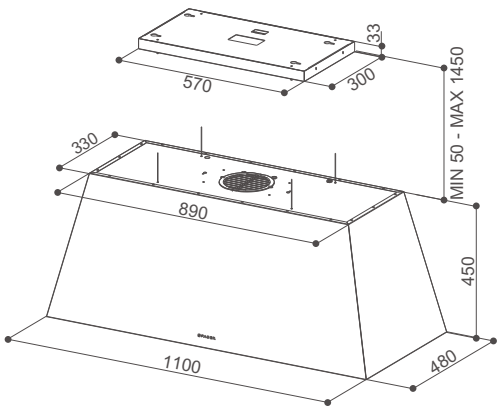


Country grey matt - CG MATT



UNIQUE PERSONALITY
EXPRESSED IN PERFORMANCE.

Some ideas cast new light on everything around them: even colours, flavours and everyday gestures. In a dull, uniform world they epitomise newness, inspire beauty and establish a new sense of proportion. Chloè XL Island is one of these ideas. Designed to take style to a higher level, Chloè XL Island adds the excitement of broader horizons and new dimensions to your kitchen.



CHLOÈ XL ISLAND

CHLOÈ[®] XL ISLAND CG MATT F110 cod. 321.0506.537
CHLOÈ[®] XL ISLAND CI F110 cod. 321.0506.538



Cast iron - CI



* Ducted installation

FEATURES		PERFORMANCE				ACCESSORIES
Finish		1	2	3	INT	Cod. 112.0157.240
• Country grey matt • Cast iron						F8 Charcoal filter
Controls						Cod. 112.0516.426*
Electromechanical Knob						Chimney kit island Cast iron
Lighting						Cod. 112.0516.427*
2 LED lights						Chimney kit island Country grey matt
Grease filter						Cod. 112.0158.127
Cassettes dishwasher safe						FHP8 Charcoal filter High Performance
Ø of air outlet						Cod. 112.0185.278
150 /120 mm						FLL8 Charcoal filter Long Lasting
Width						Cod. 112.0691.642
1100 mm						Cable Extension Kit
Energy class						
C						

*Needed for ducted installation

Dark grey matt / stainless steel frame



Dark grey matt / durmast wood frame

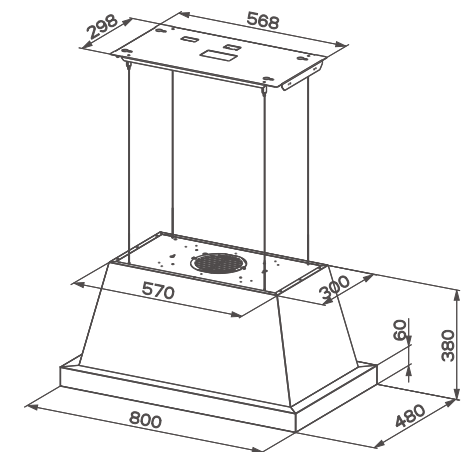


* Ducted installation

White matt / stainless steel frame



White matt / durmast wood frame





THEA ISLAND

THEA ISLAND EV8 WH MATT F80 SC cod. 321.0517.781

THEA ISLAND EV8 DG MATT F80 SC cod. 321.0517.782



THE THEA ISLAND HOOD MUST BE MATCHED WITH ONE OF THE AVAILABLE FRAMES

FEATURES	PERFORMANCE				ACCESSORIES	FRAME FINISH
Finish • White matt • Dark grey matt	Speed	1	2	3	INT	Cod. 112.0157.240 F8 Charcoal filter Cod. 112.0516.428* Chimney kit island White matt Cod. 112.0516.430* Chimney kit island Dark grey matt Cod. 112.0158.127 FHP8 Charcoal filter High Performance Cod. 112.0185.278 FLL8 Charcoal filter Long Lasting Cod. 112.0691.642 Cable Extension Kit
Controls Electronic	Air capacity IEC point	310	470	620	740	Cod. 112.0516.431 Kit stainless steel frame Thea Island 800mm  Cod. 112.0516.432 Kit durmast frame Thea Island 800mm 
Lighting 2 LED lights	Pressure	390	460	500	530	
Grease filter Cassettes dishwasher safe	Input	130	165	210	250	
Ø of air outlet 150 /120 mm	Noise level	49	58	64	67	
Width 800 mm						
Energy class B						

*Needed for ducted
installation



FOOD SET

FOOD SET cod. 112.0524.622

This professional food set boasts impressive and exclusive characteristics, including a base made from Krion, produced with the **Krion Eco-Active Solid Technology™**.

This new technology present in Krion™ Eco-Active resides in incorporating a series of activators into the product, specially developed by Krion, which when in contact with any type of light, provide Krion™ Eco-Active with the following new properties: Air purification, Anti-bacteria, Selfcleaning and Elimination of chemical products.

A large number of compounds that are dangerous to our health have been eliminated, such as pesticides present in our surroundings, and especially in the foods we consume.

The base is specially shaped to contain the set's washable food bag and solid wood cutting board. In this set, three practical accessories combine to form a unique solution.

The Thea food set is ideal for the elegant presentation of bread, charcuterie, cheese and fruit, and for use as a simple but chic platter to serve guests at important occasions with rustic aperitifs and finger foods.

FEATURES

Material: Krion base
Finish: White
Non-porous surface
Anti-bacterial properties
Made from fully recyclable, ecological material
Tough and long-lasting
Dimensions: 440x200x10 mm

MAINTENANCE

Dishwasher washable.
Self-cleaning: liquids and dirt can be cleaned from the surface of the material with greater ease, reducing the use of detergents.
To remove stubborn dirt and surface scratches, clean with a dry, slightly abrasive kitchen sponge.

Material: Solid wood insert
Finish: Durmast

ORDINARY MAINTENANCE: Wite with a damp sponge and dry with a cloth.
PECIAL MAINTENANCE: To nourish the wood and keep the colour bright, pass a cloth dipped in a few drops of cooking oil.



KIT MENSOLA

SHELF KIT

KIT SHELF cod. 112.0527.474

This wood shelf kit is a great way to add value to your kitchen. Simple and compatible with all styles, this accessory blends great functionality and attractive design.

FEATURES

Material: Wood
Durmast
Shelf bracket: Internal
Dimensions: 600x400x30 mm

ORDINARY MAINTENANCE: For normal cleaning, simply dust the top with a soft cloth.

SPECIAL MAINTENANCE: Every 2 or 3 months the wooden surface must be polished using a commercially available beeswax product in a colour specific to the type of wood.

NEVER use aggressive detergents or water, as these may damage the surface varnish over time.



We recommend combining it with Thea and Thea Island hoods that have frame in the same durmast wood finish.



The Suspended cooker hoods were created to represent the perfect integration of design and wellbeing. The design is absolutely extraordinary and astounds the observer due to its ability to revolutionise the concept of cooker hood lighting, transforming it into a real point of light for the kitchen area. The products are technologically advanced and perfectly shaped, offering the user freedom of movement within the cooking zone. In a simple movement, elegance becomes functionality.

SUSPENDED

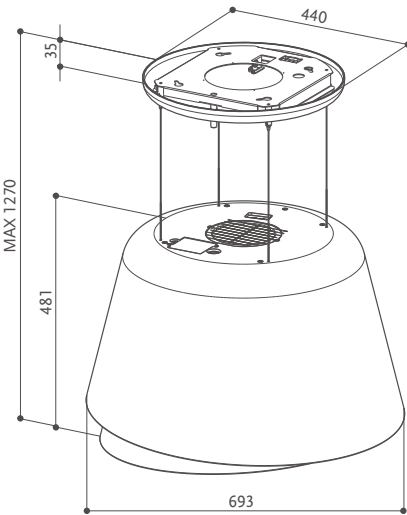
BEAT	275
BEAT XL	271
BELLE	253
BELLE PLUS	253
CÉLINE PLUS	257
LYBRA PLUS	264
NEST PLUS	266
PAREO PLUS	265
ODETTE PLUS	261
SOFT CUBE	263
ZOOM PLUS	267



Gold / warm dark grey matt



**ADVANCED TECHNOLOGY,
UNIQUE DESIGN**
As beautiful as its name suggests, the Belle hood features a design that is both eye-catching and elegant. Its double panel creates an effect reminiscent of the petals of a flower. Available in two refined finishes, the original, asymmetrically shaped Belle hood is made even more desirable by Up & Down action and by the technology that has made Faber the number one name in kitchen hoods.



BELLE PLUS



BELLE PLUS BURGUNDY/GOLD KL cod. 345.0615.653
BELLE PLUS GOLD/WARM DG MATT KL cod. 345.0541.068

BELLE

BELLE BURGUNDY/GOLD KL cod. 345.0615.652
BELLE GOLD/WARM DG MATT KL cod. 345.0541.066

AIRLANE
(optional)

K-LINK

SOUND PRO

PERIMETER ASPIRATION

INTENSIVE SPEED

DELAY 30

HOUR 24

REMOTE CONTROL

CHARCOAL FILTER INCLUDED

LED LIGHT

A
ENERGY

FEATURES	PERFORMANCE					ACCESSORIES
Finish • Burgundy/Gold • Gold / Warm dark grey matt	Speed	1	2	3	INT	Cod. 112.0157.240 F8 Charcoal filter
Controls Touch control	Air capacity IEC point	240	370	510	620	Cod. 112.0158.127 FHP8 Charcoal filter High Performance
Lighting Perimetral LED light	Pressure	410	490	550	560	Cod. 112.0185.278 FLL8 Charcoal filter Long Lasting
Grease filter Cassettes dishwasher safe	Input	150	200	240	250	Cod. 112.0542.875 Airlane ducting kit
Ø of air outlet 150 mm	Noise level	46	53	61	65	Cod. 112.0691.642 Cable extension kit _only for BELLE model
Width 695 mm						
Energy class A						



Belle equipped with Airlane ducting
Kit optional



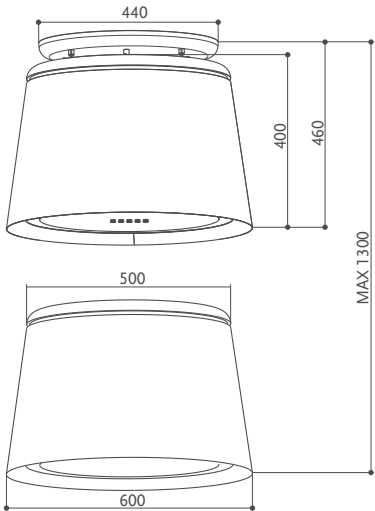


Warm white / Country grey matt



THE CONICAL HOOD. A MODERN CLASSIC

A thin line of stainless steel enriches the top part of this original, conical hood, which is also available with a bottom section in a different finish. The contemporary, essential design of Céline is made even more striking by Up& Down technology. The hood can be raised to the ceiling when not in use and lowered again whenever its extraordinary performance is needed. Céline comes in a choice of matt country grey and warm white.




CÈLINE PLUS

CÈLINE PLUS WW/CG MATT KL cod. 345.0541.064



UP & DOWN



AIRLANE



K-LINK



SOUND PRO



PERIMETER ASPIRATION



INTENSIVE SPEED



30
DELAY 30



24
HOUR 24



REMOTE CONTROL



CHARCOAL FILTER INCLUDED



LED LIGHT



A
ENERGY

(optional)



Cèline equipped with Airlane ducting Kit optional

FEATURES		PERFORMANCE					ACCESSORIES
Finish	• Warm white / Country grey matt	Speed	1	2	3	INT	Cod. 112.0157.240
Controls	Touch control	Air capacity IEC point	240	370	510	620	F8 Charcoal filter
Lighting	Perimetral LED light	Pressure	410	490	550	560	Cod. 112.0158.127
Grease filter	Cassettes dishwasher safe	Input	150	200	240	250	FHP8 Charcoal filter High Performance
Ø of air outlet	150 mm	Noise level	46	53	61	65	Cod. 112.0185.278
Width	600 mm						FLL8 Charcoal filter Long Lasting
Energy class	A						Cod. 112.0542.875
							Airlane ducting kit

SUSPENDED

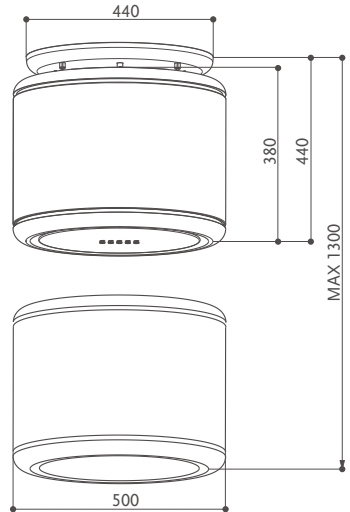


Black matt



Odette equipped with Airline ducting Kit optional

TECHNOLOGY IN CYLINDRICAL FORM
Matt black or matt grey?
In either shade, the perfect cylinder that encloses Odette's high-tech heart adds a touch of unmistakable, contemporary style to any kitchen. Up&Down action makes Odette discrete, functional and able to satisfy the needs of every day cooking.



ODETTE PLUS

ODETTE PLUS BK MATT KL cod. 345.0541.053

UP & DOWN

AIRLINE

K-LINK

SOUND PRO

PERIMETER ASPIRATION

INTENSIVE SPEED

DELAY 30

HOUR 24

REMOTE CONTROL

CHARCOAL FILTER INCLUDED

LED LIGHT

A
ENERGY

(optional)

FEATURES	PERFORMANCE					ACCESSORIES
Finish	Speed	1	2	3	INT	Cod. 112.0157.240
• Black matt	Air capacity IEC point	240	370	510	620	F8 Charcoal filter
Controls	Pressure	410	490	550	560	Cod. 112.0158.127
Touch control	Input	150	200	240	250	FHP8 Charcoal filter High Performance
Lighting	Noise level	46	53	61	65	Cod. 112.0185.278
Perimetral LED light						FLL8 Charcoal filter Long Lasting
Grease filter						Cod. 112.0542.875
Cassettes dishwasher safe						Airline ducting kit
Ø of air outlet						
150 mm						
Width						
500 mm						
Energy class						
A						

Nero Ingo



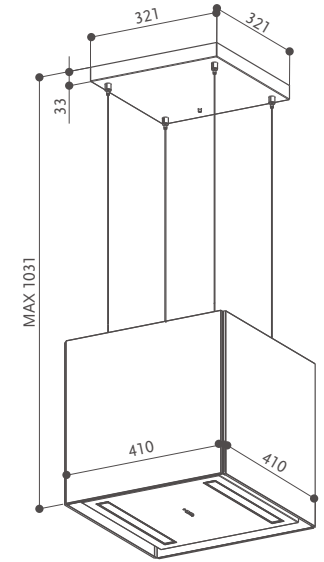
Bianco Kos



Grigio Londra



TOUCH & FEEL SURFACE WITH FENIX
SOFT CUBE The geometrically shaped Soft Cube light fitting solution is coated with Fenix®, a hi-tech material with unique characteristics it is soft to the touch, silky smooth, smudge-proof and water-repellent. It is very easy to clean and perfectly integrates into modern and elegant kitchen environments.



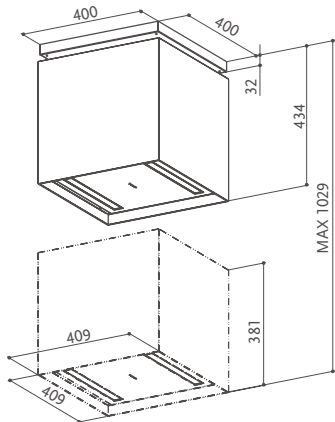
SOFT CUBE

SOFT CUBE BIANCO KOS F40 cod. 345.0607.586
SOFT CUBE GRIGIO LONDRA F40 cod. 345.0607.589
SOFT CUBE NERO INGO F40 cod. 345.0607.590



FEATURES		PERFORMANCE					ACCESSORIES
Finish		Speed	1	2	3	INT	Cod. 112.0157.240
• FENIX NTM Grigio Londra - Grey • FENIX NTM Bianco Kos - White • FENIX NTM Nero Ingo - Black		Air capacity IEC point	280	400	570	700	F8 Charcoal filter
Controls		Pressure	450	540	580	590	Cod. 112.0158.127
Electronic		Input	150	200	240	250	FHP8 Charcoal filter High Performance
Lighting		Noise level	48	56	64	68	Cod. 112.0185.278
2 LED lights							FLL8 Charcoal filter Long Lasting
Grease filter							Cod. 112.0691.642
Cassettes dishwasher safe							Cable Extension Kit
Ø of air outlet							
150 mm							
Width							
409 mm							
Energy class							
A							

Stainless steel / Glass



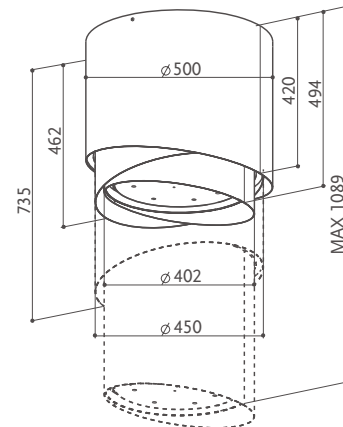
LYBRA PLUS

LYBRA PLUS KL cod. 110.0255.507



FEATURES	PERFORMANCE					ACCESSORIES
Finish • Stainless steel / Glass	Speed	1	2	3	INT	Cod. 112.0157.240
Controls Electronic	Air capacity IEC point	280	400	570	700	F8 Charcoal filter
Lighting 2 LED lights	Pressure	450	540	580	590	Cod. 112.0158.127
Grease filter Cassettes dishwasher safe	Input	150	200	240	250	FHP8 Charcoal filter High Performance
Ø of air outlet 150 mm	Noise level	48	56	64	68	Cod. 112.0169.216
Width 409 mm						F-LIGHT ducting kit
Energy class A						Cod. 112.0185.278
						FLL8 Charcoal filter Long Lasting

Stainless steel



PAREO PLUS

PAREO PLUS KL cod. 345.0492.593

PAREO PLUS TIBETAN SILVER KL cod. 345.0492.594



FEATURES	PERFORMANCE					ACCESSORIES
Finish • Stainless steel • Tibetan silver	Speed	1	2	3	INT	-
Controls Electronic	Air capacity IEC point	260	400	560	670	
Lighting Micro LED Lights	Pressure	450	510	550	580	
Grease filter Cassettes dishwasher safe	Input	150	200	240	250	
Ø of air outlet 150 mm	Noise level	50	58	64	69	
Width 500 mm						
Energy class A						

Tibetan silver





NEST PLUS

NEST PLUS KL cod. 345.0492.592
KIT 6 LED G9 2,5 W cod. 112.0505.117



FEATURES	PERFORMANCE					ACCESSORIES
Finish <hr/> • Stainless steel / Glass	Speed	1	2	3	INT	Cod. 112.0157.240 <hr/> F8 Charcoal filter
Controls <hr/> Electronic	Air capacity IEC point	260 400 560 670				Cod. 112.0158.127 <hr/> FHP8 Charcoal filter High Performance
Lighting <hr/> Micro LED Lights	Pressure	450 510 550 580				Cod. 112.0505.117 <hr/> Kit 6 LED G9 2,5 W
Grease filter <hr/> Cassettes dishwasher safe	Input	150 200 240 250				Cod. 112.0169.216 <hr/> F-LIGHT ducting kit
Ø of air outlet <hr/> 150 mm	Noise level	50 58 64 69				Cod. 112.0185.278 <hr/> FLL8 Charcoal filter Long Lasting
Width <hr/> 860 mm						
Energy class <hr/> A						



ZOOM PLUS

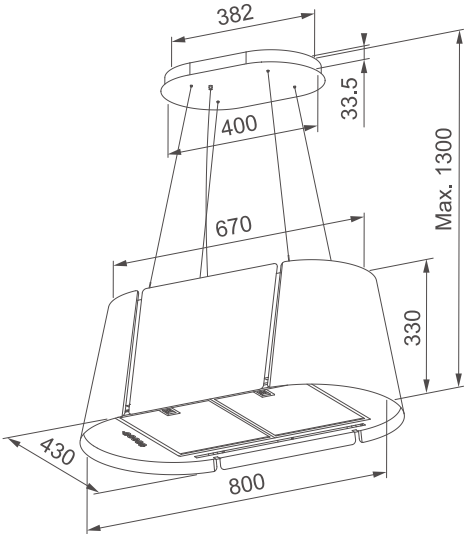
ZOOM PLUS cod. 345.0492.568



FEATURES	PERFORMANCE					ACCESSORIES
Finish • Stainless steel	Speed	1	2	3	INT	Cod. 112.0157.240
Controls Electronic	Air capacity IEC point	260	400	560	670	F8 Charcoal filter
Lighting Micro LED Lights	Pressure	450	510	550	580	Cod. 112.0158.127
Grease filter Cassettes dishwasher safe	Input	150	200	240	250	FHP8 Charcoal filter High Performance
Ø of air outlet 150 mm	Noise level	50	58	64	69	Cod. 112.0169.216
Width 400 mm						F-LIGHT ducting kit
Energy class A						Cod. 112.0185.278
						FLL8 Charcoal filter Long Lasting

SUSPENDED





To be installed at a minimum distance from the hob of 65 cm.

IMAGINATION GETS BIG
Creativity in the kitchen needs its space. Beat XL is the ideal response to your needs when cooking on induction and gas hobs in the biggest kitchens. Minimal lines, matt black finish and great performance open the door to imagination, even at the hob.

NEW

BEAT XL

BEAT XL BK MATT F80 cod. 345.0698.955



FEATURES		PERFORMANCE					ACCESSORIES
Finish		Speed	1	2	3	INT	Cod. 112.0157.240
• Black matt		Air capacity IEC point	290	420	590	750	F8 Charcoal filter
Controls		Pressure	450	540	600	630	Cod. 112.0158.127
Soft Touch		Input	150	200	240	250	FHP8 Charcoal filter High Performance
Lighting		Noise level	48	55	63	68	Cod. 112.0185.278
LED lights							FLL8 Charcoal filter Long Lasting
Grease filter							Cod. 112.0691.642
Cassettes dishwasher safe							Cable Extension Kit
Ø of air outlet							
150 / 120 mm							
Width							
800 mm							
Energy class							
A							



Black matt



Stainless steel / Black matt



Titanium matt



Black Gloss



White matt



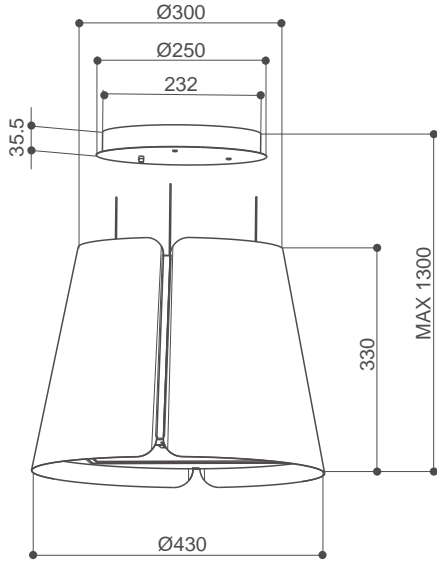
Dark grey matt



Dusty blue matt




FRESH AND SIMPLE LINES
Beat is a new model of suspended hood identified by fresh and simple lines with two panels arranged side-by-side.



BEAT

BEAT BK MATT F45 cod. 345.0612.337
BEAT WH MATT F45 cod. 345.0612.338
BEAT X/BK MATT F45 cod. 345.0655.177
BEAT TITANIUM MATT F45 cod. 345.0655.178

BEAT BK GLOSS F45 cod. 345.0657.025
BEAT DG MATT F45 cod. 345.0612.339
BEAT DB MATT F45 cod. 345.0612.340



FEATURES		PERFORMANCE				ACCESSORIES
Finish • White matt • Black matt • Dark grey matt • Dusty blue matt • Stainless steel / Black matt • Titanium matt • Black Gloss	Speed	1	2	3	INT	Cod. 112.0157.240 F8 Charcoal filter
	Air capacity IEC point	270	410	580	740	Cod. 112.0158.127 FHP8 Charcoal filter High Performance
	Pressure	450	540	570	580	Cod. 112.0185.278 FLL8 Charcoal filter Long Lasting
	Input	150	200	240	250	Cod. 112.0691.642 Cable Extension Kit
	Noise level	53	59	66	70	
Controls Electronic						
Lighting 2 LED lights						
Grease filter Cassettes dishwasher safe						
Ø of air outlet 150 mm						
Width 430 mm						
Energy class A						

HOB

FBH32	285
FBH64	284
FCH64	283
FCH84	282
FCH95	280
FCH SLIM 94	281



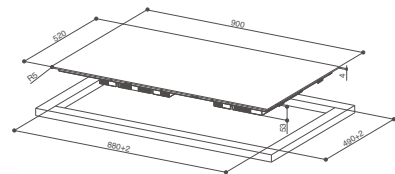
FCH95

FCH 95 BK KL cod. 108.0604.943

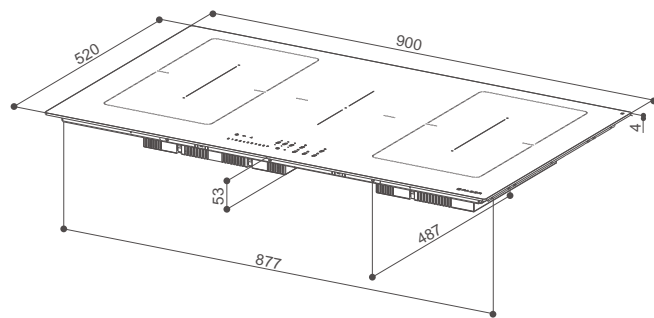
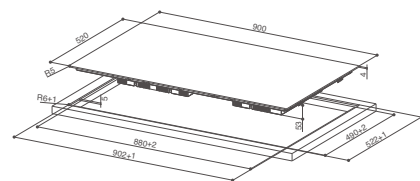


FEATURES	FUNCTIONS		POWER COOKING ZONE		
Finish • Black glass	K-Link* with hood	Yes	1 Cooking zone	2100 W 3000 W Booster	210x190
Product dimensions LxW (mm) 900x520	Bridge Cooking	Yes (2 zones)	2 Cooking zone	2100 W 3000 W Booster	210x190
Induction zone 5	Booster	Yes	3 Cooking zone	2300 W 3000 W Booster	Ø 200
Controls Slider Touch 9 levels	Child proof-lock	Yes	4 Cooking zone	2100 W 3000 W Booster	210x190
Power (W) 7400	Timer	Yes	5 Cooking zone	2100 W 3000 W Booster	210x190
Voltage (V) 220/240	Pause/Recall	Yes			
Frequency (HZ) 50/60	Overflow safety device	Yes			
	Automatic heat-up	Yes			
	Pot Detection	Yes			
	Residual Heat indication	Yes			
	Power Limitation	2500w/ 3000w/ 3500w/ 4000w/ 5000w/ 6000w/ full			

STANDARD INSTALLATION



FLUSH FIT INSTALLATION



*Requires a Faber hood with K-Link function

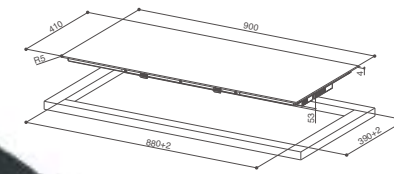
FCH SLIM 94

FCH SLIM 94 BK KL cod. 108.0604.942

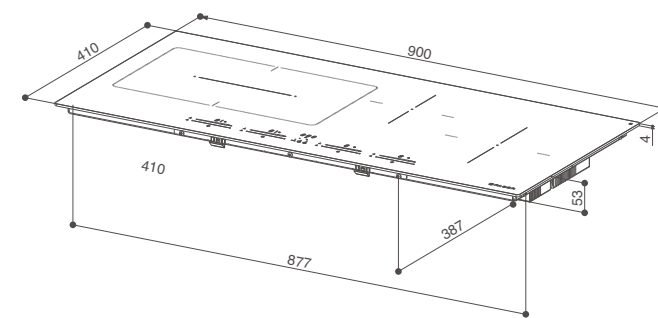
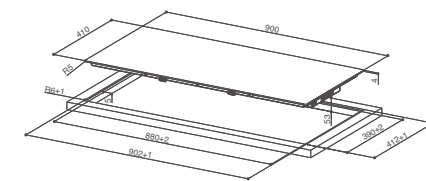


FEATURES	FUNCTIONS		POWER COOKING ZONE		
Finish • Black glass	K-Link* with hood	Yes	1 Cooking zone	2100 W 3000 W Booster	210x190
Product dimensions LxW (mm) 900x410	Bridge Cooking	Yes	2 Cooking zone	2100 W 3000 W Booster	210x190
Induction zone 4	Booster	Yes	3 Cooking zone	1400 W 2100 W Booster	Ø 160
Controls Multi-Slider Touch 9 levels	Child proof-lock	Yes	4 Cooking zone	2300 W 3000 W Booster	Ø 200
Power (W) 7400	Timer	Yes			
Voltage (V) 220/240	Pause/Recall	Yes			
Frequency (HZ) 50/60	Overflow safety device	Yes			
	Automatic heat-up	Yes			
	Pot Detection	Yes			
	Residual Heat indication	Yes			
	Power Limitation	2500w/ 3000w/ 3500w/ 4000w/ 5000w/ 6000w/ full			

STANDARD INSTALLATION



FLUSH FIT INSTALLATION

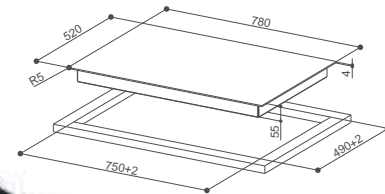


*Requires a Faber hood with K-Link function

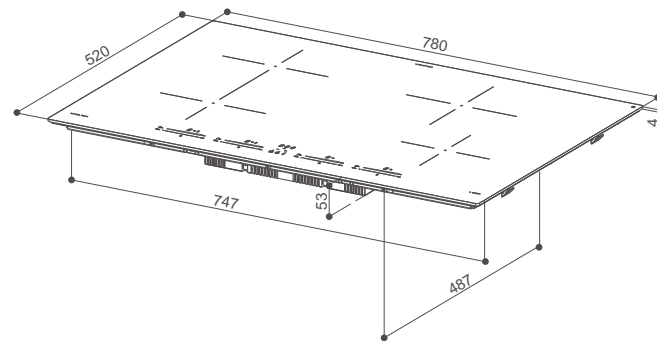
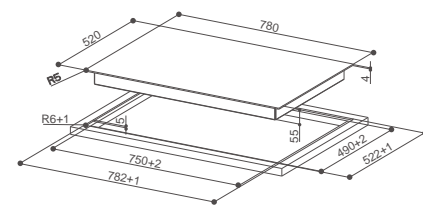
Black glass



STANDARD INSTALLATION



FLUSH FIT INSTALLATION



FCH84

FCH 84 BK KL cod. 108.0604.935
FCH 84 GR KL cod. 108.0604.936



HOOD&HOB

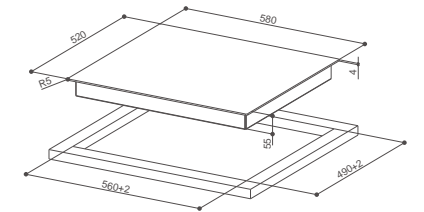
FEATURES	FUNCTIONS		POWER COOKING ZONE		
Finish • Black glass • Grey glass	K-Link* with hood	Yes	1 Cooking zone	2100 W 3000 W Booster	210x190
Product dimensions LxW (mm) 780x520	Bridge Cooking	Yes	2 Cooking zone	2100 W 3000 W Booster	210x190
Induction zone 4	Booster	Yes	3 Cooking zone	2300 W 3000 W Booster	Ø 200
Controls Slider Touch 9 levels	Child proof-lock	Yes	4 Cooking zone	1400 W 2100 W Booster	Ø 160
Power (W) 7400	Timer	Yes	<div>Grey glass</div> <div></div>		
Voltage (V) 220/240	Pause/Recall	Yes			
Frequency (HZ) 50/60	Automatic heat-up	Yes			
	Pot Detection	Yes			
	Residual Heat indication	Yes			
	Power Limitation	2500w/ 3000w/ 3500w/ 4000w/ 5000w/ 6000w/ full			

*Requires a Faber hood with K-Link function

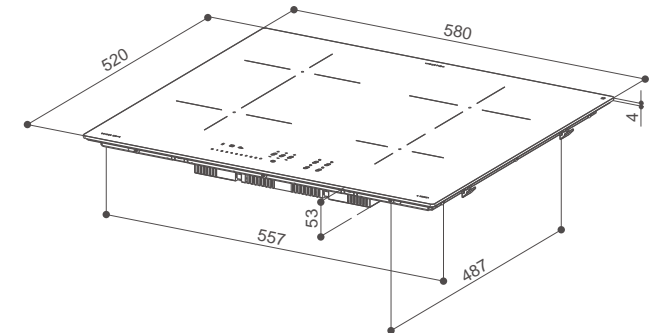
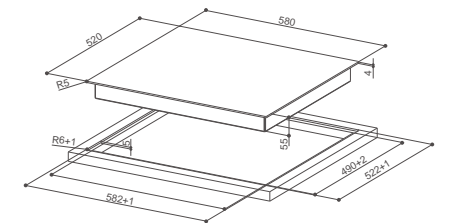
Black glass



STANDARD INSTALLATION



FLUSH FIT INSTALLATION



FCH64

FCH 64 BK KL cod. 108.0604.933
FCH 64 GR KL cod. 108.0604.934



HOOD&HOB

FEATURES	FUNCTIONS		POWER COOKING ZONE		
Finish • Black glass • Grey glass	K-Link* with hood	Yes	1 Cooking zone	2100 W 3000 W Booster	210x190
Product dimensions LxW (mm) 580x520	Bridge Cooking	Yes	2 Cooking zone	2100 W 3000 W Booster	210x190
Induction zone 4	Booster	Yes	3 Cooking zone	2300 W 3000 W Booster	Ø 200
Controls Slider Touch control	Child proof-lock	Yes	4 Cooking zone	1400 W 1850 W Booster	Ø 145
Power (W) 7400	Timer	Yes	<div>Grey glass</div> <div></div>		
Voltage (V) 220/240	Pause/Recall	Yes			
Frequency (HZ) 50/60	Overflow safety device	Yes			
	Automatic heat-up	Yes			
	Pot Detection	Yes			
	Power Limitation Residual	Yes			
	Power Limitation	2500w/ 3000w/ 3500w/ 4000w/ 5000w/ 6000w/ full			

*Requires a Faber hood with K-Link function

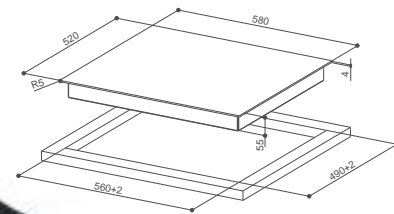
FBH64

FBH 64 BK FFI cod. 108.0604.932

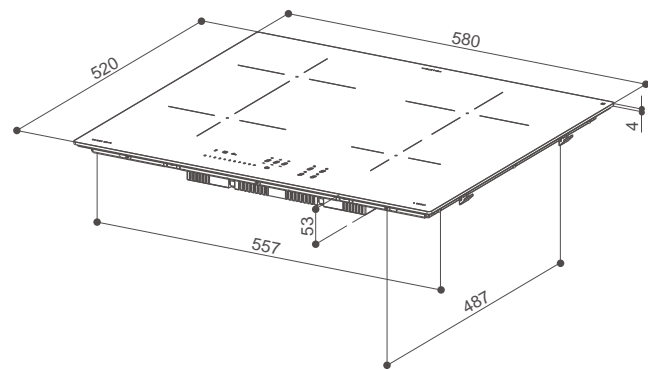
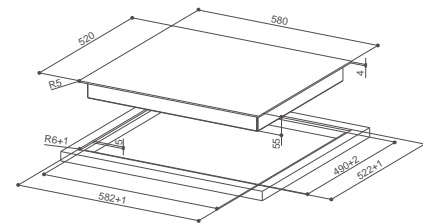


FEATURES	FUNCTIONS		POWER COOKING ZONE		
Finish • Black glass	K-Link with hood	No	1 Cooking zone	1400 W 2100 W Booster	Ø 160
Product dimensions LxW (mm) 580x520	Bridge Cooking	No	2 Cooking zone	1400 W 2100 W Booster	Ø 160
Induction zone 4	Booster	Yes	3 Cooking zone	2300 W 3000 W Booster	Ø 200
Controls Touch 9 levels	Child proof-lock	Yes	4 Cooking zone	1400 W 1850 W Booster	Ø 145
Power (W) 7400	Timer	Yes			
Voltage (V) 220/240	Pause/Recall	No			
Frequency (HZ) 50/60	Overflow safety device	Yes			
	Automatic heat-up	No			
	Pot Detection	Yes			
	Residual Heat indication	Yes			
	Power Limitation	2500w/ 3000w/ 3500w/ 4000w/ 5000w/ 6000w/ full			

STANDARD INSTALLATION



FLUSH FIT INSTALLATION



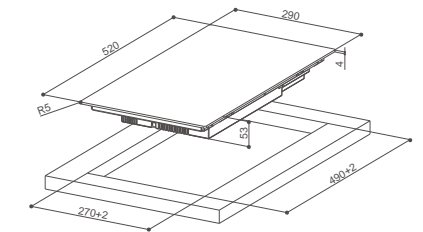
FBH32

FBH 32 BK FFI cod. 108.0604.931

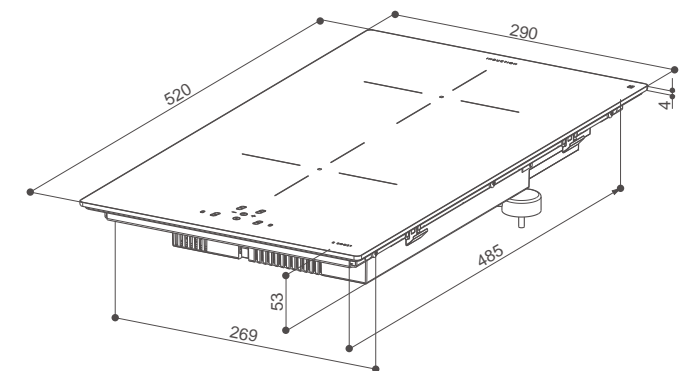
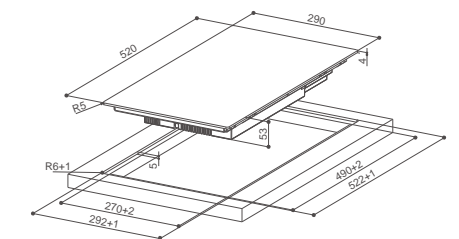


FEATURES	FUNCTIONS		POWER COOKING ZONE		
Finish • Black glass	K-Link with hood	No	1 Cooking zone	1400 W 2100 W Booster	Ø 160
Product dimensions LxW (mm) 290x520	Bridge Cooking	No	2 Cooking zone	1400 W 2100 W Booster	Ø 160
Induction zone 2	Booster	Yes			
Controls Touch 9 levels	Child proof-lock	Yes			
Power (W) 3700	Timer	Yes			
Voltage (V) 220/240	Pause/Recall	No			
Frequency (HZ) 50/60	Overflow safety device	Yes			
	Automatic heat-up	No			
	Pot Detection	Yes			
	Residual Heat indication	Yes			
	Power Limitation	1500W/ 2000W/ 2500W/ 3000W/ 3500W/ full			

STANDARD INSTALLATION



FLUSH FIT INSTALLATION



Progress is expressed in the extremely clearcut design of a perfect hideaway structure. The innovative, minimal look make this model hood with ceiling installation a design item that hides high performance thanks to the perimeter suction technology employed. The perfect balance of function and form, where technology does its utmost to ensure comfort and practicality, with a discreet presence in the kitchen.

CEILING

HEAVEN 2.0	313
HEAVEN 2.0 FLAT	312
HEAVEN AIR	305
HEAVEN BRIGHT	303
HEAVEN DUAL LIGHT	299
HEAVEN GLASS 2.0	311
HEAVEN GLASS 2.0 FLAT	312
HEAVEN LIGHT PRO	309
HIGH-LIGHT	294
INSIDE UP	291
SKYPAD 2.0	295





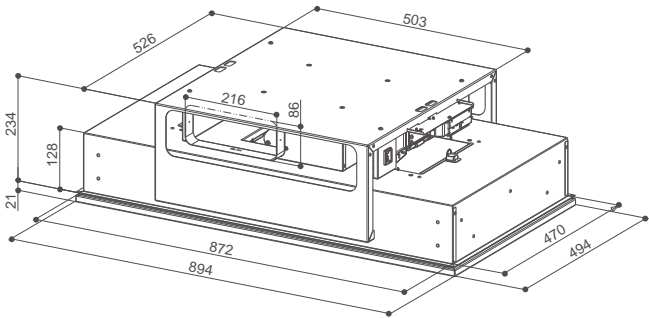
Stainless steel



White matt



ESSENTIAL AND ICONICAL STYLE
An iconic and extremely distinctive design turns the Inside-Up ceiling hood into a precious decor element, able to enhance interior design with the help of its unique and tunable light.



INSIDE UP

INSIDE UP IX KL A90 cod. 305.0615.739
INSIDE UP WH KL A90 cod. 305.0615.740



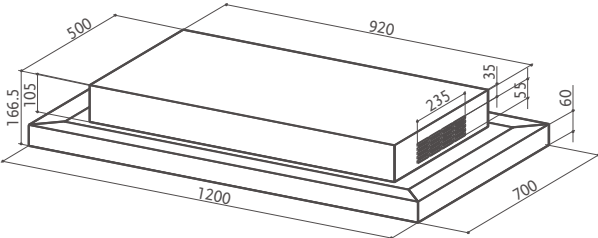
FEATURES		PERFORMANCE					ACCESSORIES
Finish	• White matt • Stainless steel	Speed	1	2	3	INT	Cod. 112.0471.608 F18-90 Charcoal filter
Controls	Touch control	Air capacity IEC point	330	490	600	700	
Lighting	Perimetral LED light	Pressure	150	310	510	700	
Grease filter	Cassettes dishwasher safe	Input	30	65	115	145	
Ø of air outlet	150 / 120 mm	Noise level	56	65	70	73	
Width	900 mm						
Energy class	B						



Black matt



Model not built-in into the ceiling



HIGH-LIGHT

HIGH-LIGHT X KL A91/2 cod. 350.0663.962
HIGH-LIGHT BK MATT KL A91/2 cod. 350.0663.963
HIGH-LIGHT WH MATT KL A91/2 cod. 350.0663.964



FEATURES	PERFORMANCE					ACCESSORIES
Finish • Stainless steel • White matt • Black matt	Speed	1	2	3	INT	Cod. 112.0471.608
Controls Electronic Led	Air capacity IEC point	165	350	490	700	F18-90 Charcoal filter
Lighting Perimeter LED light	Pressure	40	150	320	700	
Grease filter Cassettes dishwasher safe	Input	10	30	65	145	
Ø of air outlet 220 x 90 mm	Noise level	40	58	65	72	
Width 910 mm						
Energy class A+						

Stainless steel



White matt



SKYPAD 2.0

SKYPAD 2.0 X/WH F120 cod. 110.0479.462



FEATURES	PERFORMANCE					ACCESSORIES
Finish • Stainless steel / White glass	Speed	1	2	3	INT	Cod. 112.0329.928
Controls Electronic Led	Air capacity IEC point	440	600	780	850	FHP14 Charcoal filter High Performance
Lighting 2 LED lights	Pressure*	-	-	-	-	
Grease filter Cassettes dishwasher safe	Input	60	90	140	180	
Ø of air outlet -	Noise level	57	64	70	72	
Width 1200 mm						
Energy class - *						
Blowers 2						

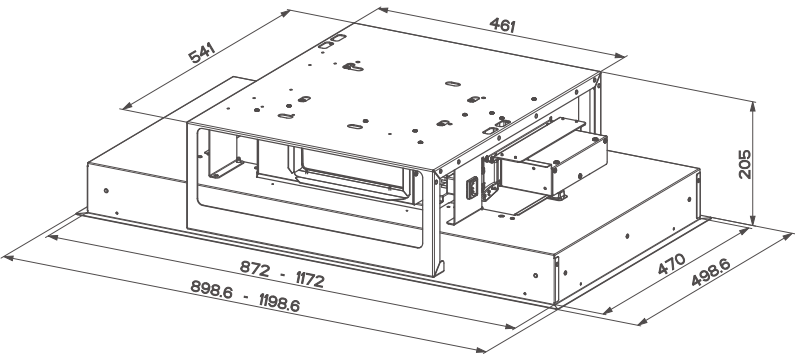
* Data not declared, as the model is exclusively available in the recycling version.





White glass

Stainless steel



NEW

HEAVEN DUAL LIGHT

HEAVEN DUAL LIGHT A90 G/WH FLAT cod. 350.0679.874
HEAVEN DUAL LIGHT A90 X FLAT cod. 350.0679.875
HEAVEN DUAL LIGHT A120 G/WH FLAT cod. 350.0679.876



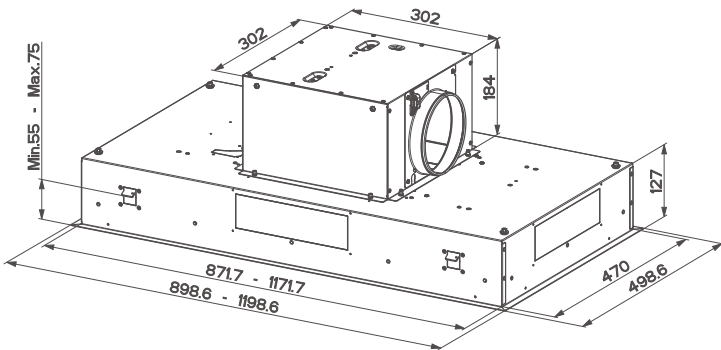
FEATURES	PERFORMANCE						ACCESSORIES
Finish • White glass • Stainless steel	Speed	1	2	3	INT	BOOST	Cod. 112.0471.608
Controls Electronic Led	Air capacity IEC point	200	350	400	520	720	F18-90 Charcoal filter
Lighting 2 LED lights	Pressure	190	500	520	530	540	
Grease filter Cassettes dishwasher safe	Input	15	60	85	220	250	
Ø of air outlet 150 mm	Noise level	43	56	59	65	72	
Width 900 / 1200 mm							
Energy class A+							



Stainless steel



White glass



NEW

HEAVEN BRIGHT

HEAVEN BRIGHT A90 X KL cod. 350.0679.871
HEAVEN BRIGHT A90 G/WH KL cod. 350.0679.872
HEAVEN BRIGHT A120 G/WH KL cod. 350.0679.873

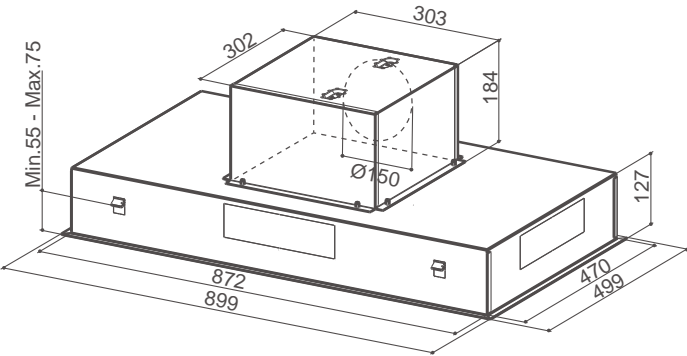


FEATURES		PERFORMANCE					ACCESSORIES
Finish		Speed	1	2	3	INT	Cod. 112.0157.240
• White glass • Stainless steel		Air capacity IEC point	280	410	590	750	F8 Charcoal filter
Controls		Pressure	470	540	580	590	Cod. 112.0327.007
Electronic Led		Input	150	200	240	250	ENERGY Remote blower kit
Lighting		Noise level	46	55	63	67	Cod. 112.0158.127
2 LED lights							FHP8 Charcoal filter High Performance
Grease filter							Cod. 112.0185.278
Cassettes dishwasher safe							FLL8 Charcoal filter Long Lasting
Ø of air outlet							
150 / 120 mm							
Width							
900 / 1200 mm							
Energy class							
A							



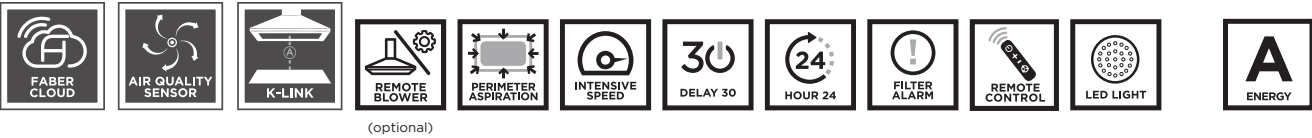
AIR QUALITY ALWAYS
AT HAND

The only stainless steel ceiling hood model equipped with real-time air quality sensor, connected via app for superior functionality and air optimisation even in the most minimalist island kitchens.



HEAVEN AIR

HEAVEN AIR X KL A90 cod. 350.0615.707



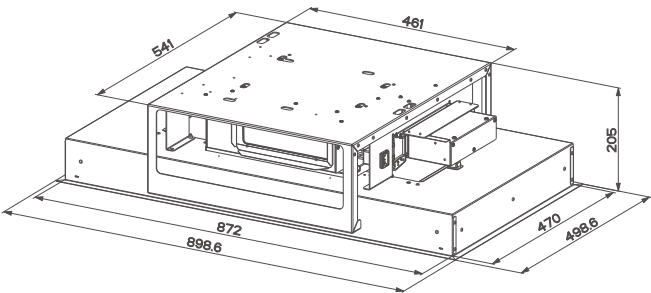
FEATURES		PERFORMANCE					ACCESSORIES
Finish	• Stainless steel	Speed	1	2	3	INT	Cod. 112.0157.240
		Air capacity IEC point	290	430	610	770	F8 Charcoal filter
Controls	Electronic Led	Pressure	460	550	590	600	Cod. 112.0327.007
		Input	150	200	240	250	ENERGY Remote blower kit
Lighting	4 LED lights	Noise level	48	56	63	68	Cod. 112.0158.127
							FHP8 Charcoal filter High Performance
Grease filter	Cassettes dishwasher safe						Cod. 112.0185.278
		Ø of air outlet	150 / 120 mm				FLL8 Charcoal filter Long Lasting
Width	900 mm						
		Energy class	A				





Stainless steel

White glass



HEAVEN LIGHT PRO

HEAVEN LIGHT PRO G/WH FLAT KL A90 cod. 350.0669.936
HEAVEN LIGHT PRO X FLAT KL A90 cod. 350.0669.937



FEATURES		PERFORMANCE					ACCESSORIES
Finish		Speed	1	2	3	INT BOOST	Cod. 112.0471.608
• White glass • Stainless steel		Air capacity IEC point	190	350	400	530 700	F18-90 Charcoal filter
Controls		Pressure	160	480	490	500 510	
Electronic Led		Input	15	60	85	220 250	
Lighting		Noise level	43	58	60	66 72	
2 LED light							
Grease filter							
Cassettes dishwasher safe							
Ø of air outlet							
150 / 120 mm							
Width							
900 mm							
Energy class							
A+							



Air outlet adjustable in 4 positions

HEAVEN GLASS 2.0

HEAVEN GLASS 2.0 EV8+ WH A120 cod. 110.0374.230
HEAVEN GLASS 2.0 WH KL A90 cod. 350.0621.946

REMOTE BLOWER
(optional)

PERIMETER ASPIRATION

INTENSIVE SPEED

DELAY 30

24 HOUR 24

FILTER ALARM

REMOTE CONTROL

LED LIGHT

A ENERGY

FEATURES		PERFORMANCE				ACCESSORIES
Finish		1 2 3 INT				Cod. 112.0327.007
• White glass		290 400 560 700				ENERGY Remote blower kit
Controls		430 490 530 560				Cod. 112.0185.278
Electronic Led		190 230 255 270				FLL8 Charcoal filter Long Lasting
Lighting		53 62 70 72				
2 LED lights						
Grease filter						
Cassettes dishwasher safe						
Ø of air outlet						
150 mm						
Width						
900 / 1200 mm						
Energy class						
A						



White matt

HEAVEN GLASS 2.0 FLAT

HEAVEN 2.0 FLAT

HEAVEN 2.0 BK MATT FLAT A90/2 cod. 350.0663.966

HEAVEN GLASS 2.0 WH FLAT KL A90/2 cod. 350.0663.971*
HEAVEN 2.0 X FLAT KL A90/2 cod. 350.0663.970*

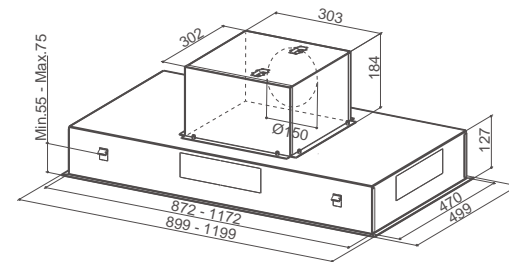


FEATURES	PERFORMANCE					ACCESSORIES
Finish	Speed	1	2	3	INT	Cod. 112.0471.608 FLL18-90 Charcoal filter Long Lasting
• White glass • Stainless steel	Air capacity IEC point	165	350	490	700	
Controls	Pressure	40	150	320	700	
Electronic Led	Input	10	30	65	145	
Lighting	Noise level	40	58	65	72	
2 LED lights 4 LED lights (s. steel model)						
Grease filter						
Cassettes dishwasher safe						
Ø of air outlet						
220 x 90 mm						
Width						
900 mm						
Energy class						
A+						

Stainless steel



Air outlet adjustable in 4 positions



HEAVEN 2.0

HEAVEN 2.0 EV8+ X 90 cod. 110.0315.792
HEAVEN 2.0 EV8+ X 120 cod. 110.0315.794

HEAVEN 2.0 X KL A90 cod. 350.0621.950



FEATURES	PERFORMANCE					ACCESSORIES
Finish	Speed	1	2	3	INT	Cod. 112.0157.240
• Stainless steel	Air capacity IEC point	290	430	610	770	F8 Charcoal filter
Controls	Pressure	460	550	590	600	Cod. 112.0327.007
Electronic Led	Input	150	200	240	250	ENERGY Remote blower kit
Lighting	Noise level	48	56	63	68	Cod. 112.0158.127
4 LED lights						FHP8 Charcoal filter High Performance
Grease filter						Cod. 112.0185.278
Cassettes dishwasher safe						FLL8 Charcoal filter Long Lasting
Ø of air outlet						
150 / 120 mm						
Width						
900 / 1200 mm						
Energy class						
A						

Il progresso si esprime nella pulizia estrema di una struttura perfettamente a scomparsa. L'estetica minimale ed innovativa fanno di questo modello di cappa con installazione a soffitto un oggetto di design che nasconde performance elevate grazie alla tecnologia ad aspirazione perimetrale.

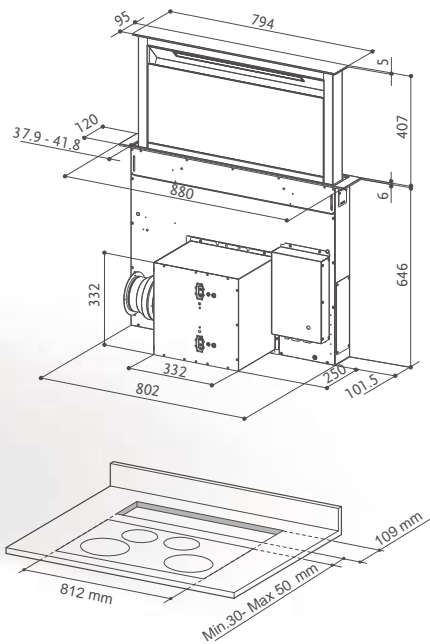
Il giusto equilibrio tra funzionalità e forma dove la tecnologia presta il suo linguaggio per assicurare comfort e praticità, con una presenza discreta nell'ambiente cucina.

DOWNDRAFT

FABULA PLUS 60	317
FABULA PLUS 90	316

Stainless steel / Black glass

Air outlet adjustable in 4 positions,
front or rear side



FABULA PLUS 90

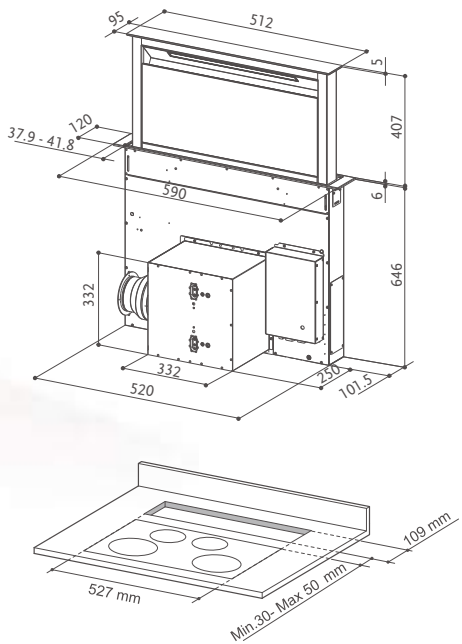
FABULA PLUS EV8+ BK A90 cod. 340.0492.566
FABULA PLUS EV8+ WH A90 cod. 340.0492.567



FEATURES	PERFORMANCE						ACCESSORIES
Finish <div>• Stainless steel / Black glass</div> <div>• Stainless steel / White glass</div>	Speed	1	2	3	4	INT	Cod. 112.0261.258
	Air capacity IEC point	200 280 350 440 720					FLL12 Charcoal filter
Controls <div>EVO Touch control</div>	Pressure	100 390 490 550 560					Cod. 112.0676.782
Lighting <div>LED lights</div>	Input	45 100 135 170 250					Remote control
Grease filter <div>Cassettes dishwasher safe</div>	Noise level	43 49 53 57 68					Cod. 112.0327.008
							Remote blower kit Fabula
Ø of air outlet <div>150 / 120</div>							
Width <div>900 mm</div>							
Energy class <div>A</div>							



Air outlet adjustable in 4 positions,
front or rear side



FABULA PLUS 60

FABULA PLUS EVO+BK A60 cod. 340.0582.936



FEATURES	PERFORMANCE						ACCESSORIES
Finish	Speed	1	2	3	4	INT	Cod. 112.0629.411
• Stainless steel / Black glass	Air capacity IEC point	200	280	350	430	650	FLL12 KIT 2 C.F. FABULA 60cm
Controls	Pressure	100	390	490	550	560	Cod. 112.0676.782
EVO Touch control	Input	45	100	135	170	250	Remote control
Lighting	Noise level	46	52	59	62	70	Cod. 112.0327.008
LED lights							Remote blower kit Fabula
Grease fi lter							
Cassettes dishwasher safe							
Ø of air outlet							
150 / 120							
Width							
600 mm							
Energy class							
B							

Discreet, rational, silent.
Built-in hoods reduce the aesthetic impact
of the hood in the kitchen and integrate
perfectly with the cupboards.
An essential tool that's invisible to the eye.

BUILT-IN

FLEXA	355
FLEXA HIP	354
FLEXA GLASS	353
FLEXA GLASS LUX	352
HAVA	338
ILMA	325
ILMA TOUCH	323
IN-LIGHT	339
IN-NOVA AIR	329
IN-NOVA COMFORT	336
IN-NOVA PREMIUM	333
IN-NOVA SMART	337
IN-NOVA TOUCH	331
IN-NOVA ZERO DRIP	327
INKA LUX	341
INKA LUX PREMIUM	340
INKA LUX SMART	343
INKA PLUS HC	345
INKA PLUS HCS	344
INKA SMART C	348
INKA SMART HC	347
INKA SMART HCS (ICH)	346
MAXIMA ECO	351
MAXIMA EV8	350
MAXIMA TOUCH	349
ULTRA SLIM	335
106/45 PLUS	363
741 BASE	361
741 PB	359
2740 BASE	357
2740 PB	356



320



321

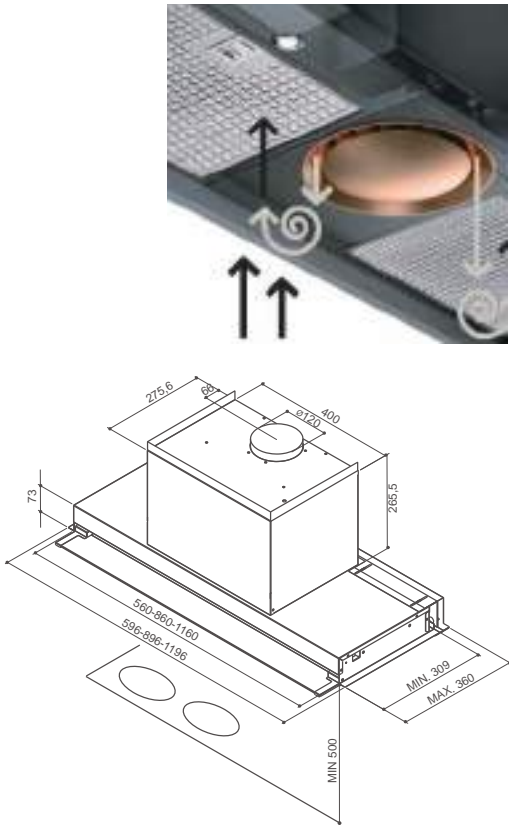
BUILT-IN



INNOVATIVE TOUCH CONTROLS
Faber's touch controls are located at the front of the hood for instant access. These innovative front-edge controls make hood superbly easy to operate.



EXCLUSIVE, CONDENSATION-FREE COMFORT
With Steam Off System, the exclusive Faber technology, in addition to the suction phase, the hood also emits air jets that create a vortical motion and acceleration and help to convey and capture the steam. This puts an end to condensation and its depositing under and around the hood. **DOUBLE AIR ACTION TO COMPLETELY ELIMINATE CONDENSATION.**



To be installed at a minimum distance from the hob of 50 cm.

ILMA TOUCH


ILMA TOUCH X A60 cod. 305.0567.012
ILMA TOUCH X A90 cod. 305.0567.013
ILMA TOUCH X A120 cod. 305.0567.014



FEATURES		PERFORMANCE					ACCESSORIES
Finish		Speed	1	2	3	INT	Cod. 112.0506.172
• Stainless steel / white glass		Air capacity IEC point	140	220	320	430	
Controls		Pressure	230	250	270	290	F21 Charcoal filter
Squarcle touch		Input	80	100	120	125	
Lighting		Noise level	52	56	66	70	
2 LED lights							
Grease filter							
Cassettes dishwasher safe							
Ø of air outlet							
120 mm							
Width							
600 / 900 / 1200 mm							
Energy class							
A							

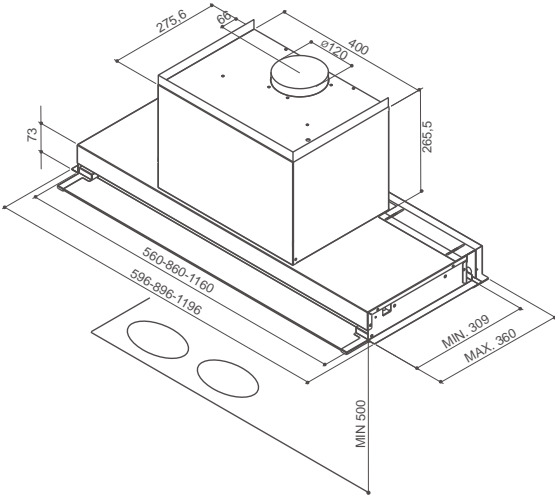


600 mm



**EXCLUSIVE,
CONDENSATION-FREE COMFORT**


With Steam Off System, the exclusive Faber technology, in addition to the suction phase, the hood also emits air jets that create a vortical motion and acceleration and help to convey and capture the steam. This puts an end to condensation and its depositing under and around the hood. DOUBLE AIR ACTION TO COMPLETELY ELIMINATE CONDENSATION.



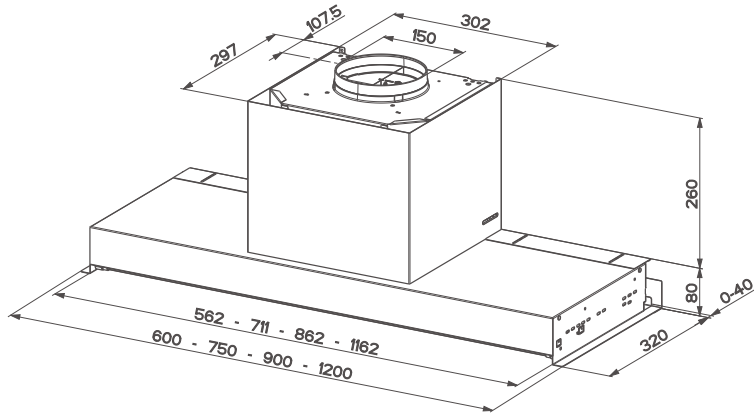
To be installed at a minimum distance from the hob of 50 cm.

ILMA

ILMA X A60 cod. 305.0482.953
ILMA X A90 cod. 110.0456.294
ILMA X A120 cod. 305.0482.954



FEATURES	PERFORMANCE	ACCESSORIES
Finish • Stainless steel	Speed 1 2 3 INT	Cod. 112.0506.172
Controls Squarcle touch	Air capacity IEC point 140 220 320 430	F21 Charcoal filter
Lighting LED lights	Pressure 230 250 270 290	Cod. 112.0676.782
Grease filter Stainless steel cassettes dishwasher safe	Input 80 100 120 125	Remote control
Ø of air outlet 120 mm	Noise level 52 56 66 70	
Width 600 / 900 / 1200 mm		
Energy class A		



IN-NOVA ZERO DRIP

IN-NOVA ZERO DRIP A60 cod. 305.0626.490
IN-NOVA ZERO DRIP A75 cod. 305.0654.379

IN-NOVA ZERO DRIP A90 cod. 305.0626.489
IN-NOVA ZERO DRIP A120 cod. 305.0626.531

IN-NOVA ZERO DRIP KL A60 cod. 305.0672.371 *
IN-NOVA ZERO DRIP KL A90 cod. 305.0672.330 *



ZERO DRIP

SOUND PRO

INTENSIVE SPEED

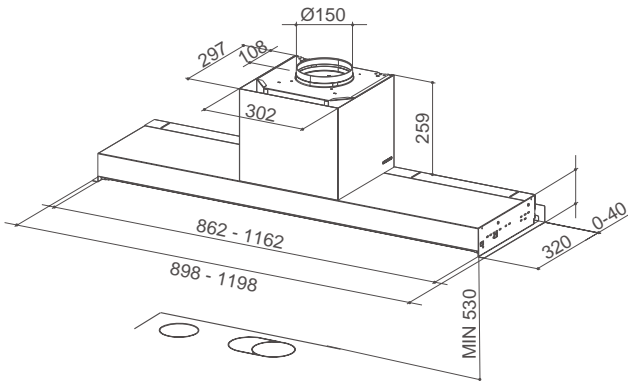
FILTER ALARM

REMOTE CONTROL (optional)

LED LIGHT

A ENERGY

FEATURES	PERFORMANCE	ACCESSORIES
Finish • Stainless steel / White Glass	Speed 1 2 3 INT	Cod. 112.0627.248
Controls Squarcle touch	Air capacity IEC point 280 410 580 710	FLL26 Charcoal filter
Lighting 2 LED lights	Pressure 450 510 550 560	Cod. 112.0676.782
Grease filter Cassettes dishwasher safe	Input 150 200 240 250	Remote control
Ø of air outlet 150 / 120 mm	Noise level 49 58 65 69	
Width 600 / 750 / 900 / 1200 mm		
Energy class A		



IN-NOVA AIR


IN-NOVA AIR X KL A90 cod. 305.0615.688
IN-NOVA AIR X KL A120 cod. 305.0615.701

(optional)

FEATURES	PERFORMANCE	ACCESSORIES
Finish • Stainless steel / Black Glass	Speed 1 2 3 INT	Cod. 112.0157.243
Controls Squarcle touch	Air capacity IEC point 250 390 570 670	F9 Charcoal filter
Lighting 2 LED lights	Pressure 450 540 570 580	Cod. 112.0676.782 Remote control
Grease filter Cassettes dishwasher safe	Input 150 200 240 250	Cod. 112.0327.007 ENERGY Remote blower kit
Ø of air outlet 150 / 120 mm	Noise level 53 60 67 69	Cod. 112.0185.276 FLL9 Charcoal filter Long Lasting
Width 900 / 1200 mm		
Energy class A		



Faber's touch controls are located at the front of the hood for instant access.



To be installed at a minimum distance from the hob of 53 cm.

IN-NOVA TOUCH

IN-NOVA TOUCH X/BK A60 cod. 305.0611.152
IN-NOVA TOUCH X/BK A90 cod. 305.0611.153
IN-NOVA TOUCH X/BK A120 cod. 305.0611.154

IN-NOVA TOUCH X/WH A60 cod. 305.0611.157
IN-NOVA TOUCH X/WH A90 cod. 305.0611.156
IN-NOVA TOUCH X/WH A120 cod. 305.0611.155

SOUND PRO

REMOTE BLOWER
(optional)

PERIMETER ASPIRATION

INTENSIVE SPEED

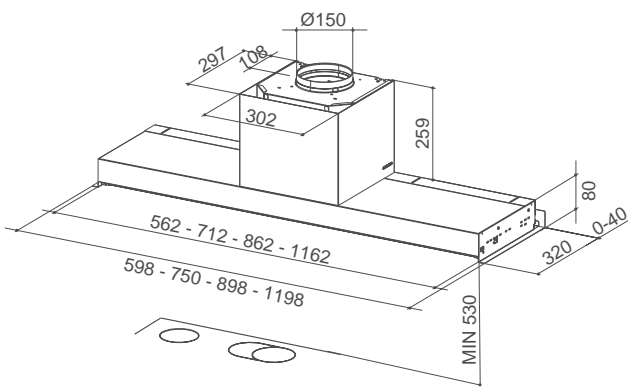
FILTER ALARM

REMOTE CONTROL
(optional)

LED LIGHT

A
ENERGY

FEATURES	PERFORMANCE	ACCESSORIES
Finish • Stainless steel / Black glass • Stainless steel / White Glass	Speed 1 2 3 INT	Cod. 112.0157.243 F9 Charcoal filter
Controls Square touch	Air capacity IEC point 250 390 570 670	Cod. 112.0676.782 Remote control
Lighting 2 LED lights	Pressure 450 540 570 580	Cod. 112.0327.007 ENERGY Remote blower kit
Grease filter Cassettes dishwasher safe	Input 150 200 240 250	Cod. 112.0185.276 FLL9 Charcoal filter Long Lasting
Ø of air outlet 150 / 120 mm	Noise level 53 60 67 69	Cod. 112.0624.485 Kit filters stainless steel In-Nova 60
Width 600 / 900 / 1200 mm		Cod. 122.0624.486 Kit filters stainless steel In-Nova 90
Energy class A		Cod. 112.0624.487 Kit filters stainless steel In-Nova 120



To be installed at a minimum distance from the hob of 53 cm.

IN-NOVA PREMIUM

IN-NOVA PREMIUM WH M A60 cod. 305.0625.312
IN-NOVA PREMIUM WH M A90 cod. 305.0625.311
IN-NOVA PREMIUM WH M A120 cod. 305.0625.240
IN-NOVA PREMIUM BK M A60 cod. 305.0625.239
IN-NOVA PREMIUM BK M A90 cod. 305.0625.238
IN-NOVA PREMIUM BK M A120 cod. 305.0625.237

IN-NOVA PREMIUM EV8+ X A60 cod. 110.0439.940
IN-NOVA PREMIUM EV8+ X A75 cod. 305.0569.170
IN-NOVA PREMIUM EV8+ X A90 cod. 110.0439.951
IN-NOVA PREMIUM EV8+ X A120 cod. 110.0439.952

IN-NOVA PREMIUM X KL A60 cod. 305.0621.943 *
IN-NOVA PREMIUM X KL A90 cod. 305.0621.942 *
IN-NOVA PREMIUM X KL A120 cod. 305.0621.941 *



(optional)

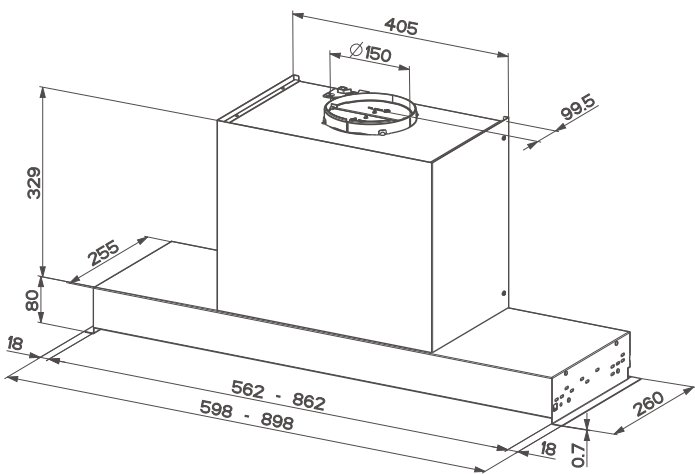
White



Black



FEATURES	PERFORMANCE	ACCESSORIES
Finish • Stainless steel / Glass • White matt / Glass • Black matt / Glass	Speed 1 2 3 INT	Cod. 112.0157.243 F9 Charcoal filter
Controls Electronic SENSOR	Air capacity IEC point 250 390 570 670	Cod. 112.0676.782 Remote control
Lighting 2 LED lights	Pressure 450 540 570 580	Cod. 112.0327.007 ENERGY Remote blower kit
Grease filter Cassettes dishwasher safe	Input 150 200 240 250	Cod. 112.0185.276 FLL9 Charcoal filter Long Lasting
Ø of air outlet 150 / 120 mm	Noise level 53 60 67 69	Cod. 112.0624.485 Kit filters stainless steel In-Nova 60
Width 600 / 750 / 900 / 1200 mm		Cod. 122.0624.486 Kit filters stainless steel In-Nova 90
Energy class A		Cod. 112.0624.487 Kit filters stainless steel In-Nova 120



To be installed at a minimum distance from the hob of 53 cm.

ULTRA SLIM

ULTRA SLIM X KL A60 cod. 305.0655.735
ULTRA SLIM X KL A90 cod. 305.0655.737

FABER CLOUD

K-LINK

SOUND PRO

REMOTE BLOWER

INTENSIVE SPEED

FILTER ALARM

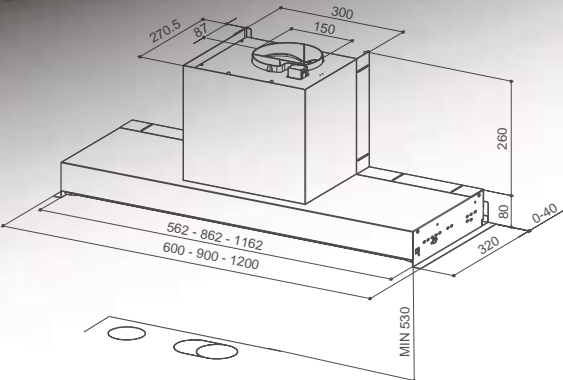
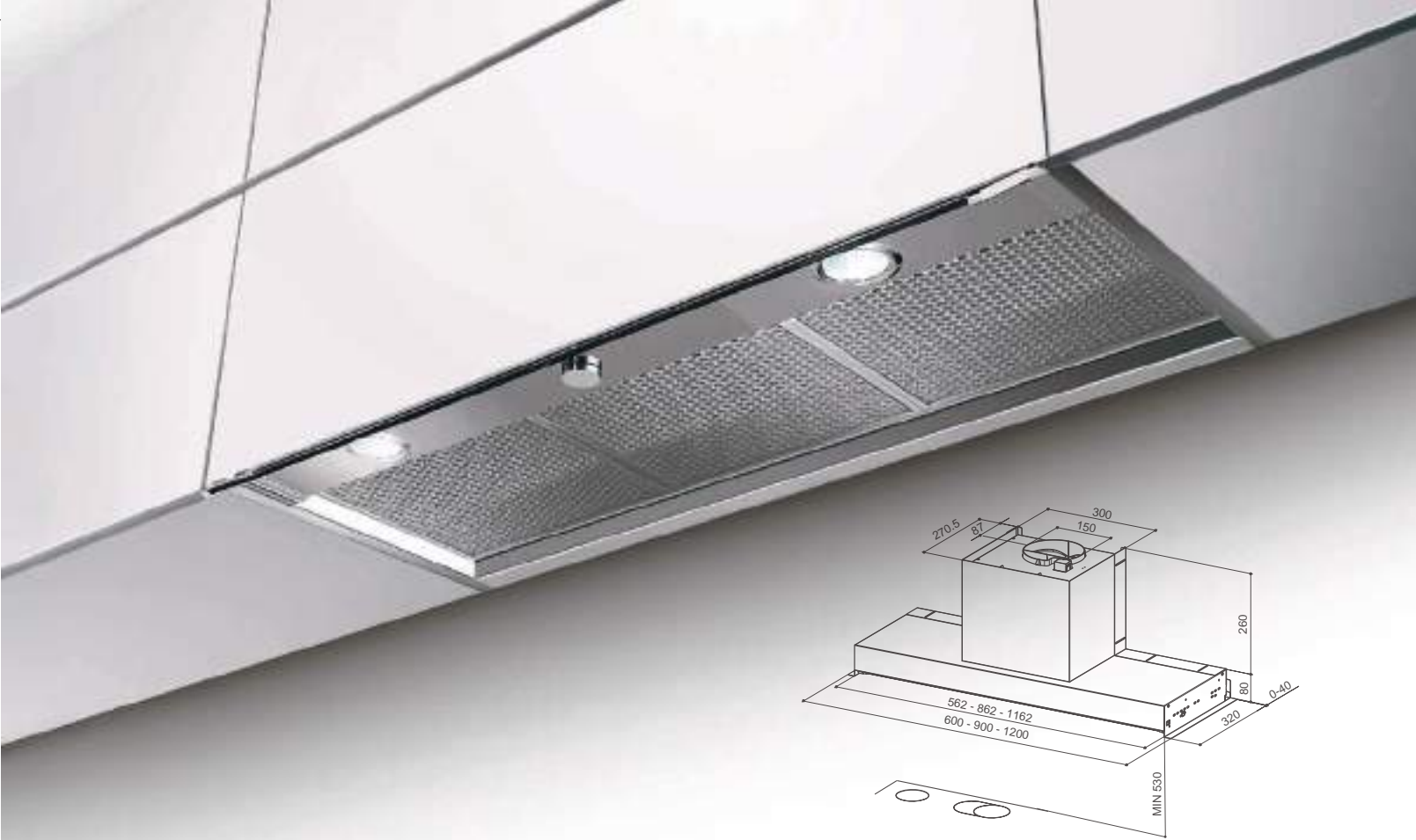
DELAY 30

REMOTE CONTROL

LED LIGHT

(optional)(optional)(optional)(optional)

FEATURES	PERFORMANCE	ACCESSORIES
Finish • Stainless steel	Speed 1 2 3 INT	Cod. 112.0157.240 F8 Charcoal filter
Controls Electronic SENSOR	Air capacity IEC point 320 480 640 750	Cod. 112.0676.782 Remote control
Lighting 2 LED lights	Pressure 390 470 530 540	Cod. 112.0158.127 FHP8 Charcoal filter High Performance
Grease filter Cassettes dishwasher safe	Input 130 165 210 250	Cod. 112.0185.278 FLL8 Charcoal filter Long Lasting
Ø of air outlet 150 / 120 mm	Noise level 48 57 64 67	
Width 600 / 900 mm		
Energy class B		



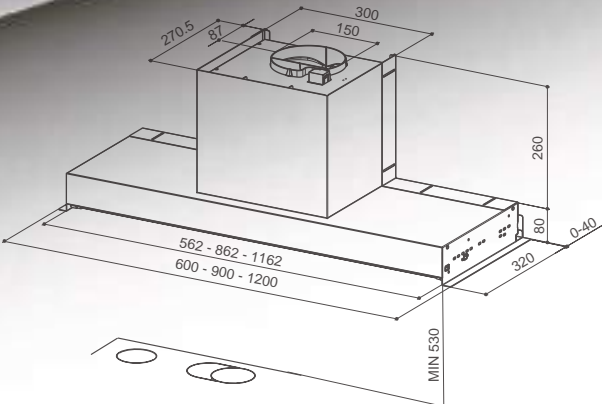
IN-NOVA COMFORT

To be installed at a minimum distance from the hob of 53 cm.

IN-NOVA COMFORT EG6 X A60 cod. 110.0439.937
IN-NOVA COMFORT EG6 X A90 cod. 110.0439.938
IN-NOVA COMFORT EG6 X A120 cod. 110.0439.939



FEATURES	PERFORMANCE	ACCESSORIES
Finish • Stainless steel	Speed 1 2 3	Cod. 112.0441.093
Controls Pull out Knob	Air capacity IEC point 250 380 570	F4-14B Charcoal filter
Lighting 2 LED lights	Pressure 230 370 500	Cod. 112.0327.007
Grease filter Stainless steel cassettes dishwasher safe	Input 80 105 160	ENERGY Remote blower kit
Ø of air outlet 150 / 120 mm	Noise level 47 56 65	
Width 600 / 900 / 1200 mm		
Energy class C		



IN-NOVA SMART

To be installed at a minimum distance from the hob of 53 cm.

IN-NOVA SMART X A60 cod. 305.0557.680
IN-NOVA SMART X A90 cod. 305.0557.691
IN-NOVA SMART X A120 cod. 305.0554.567

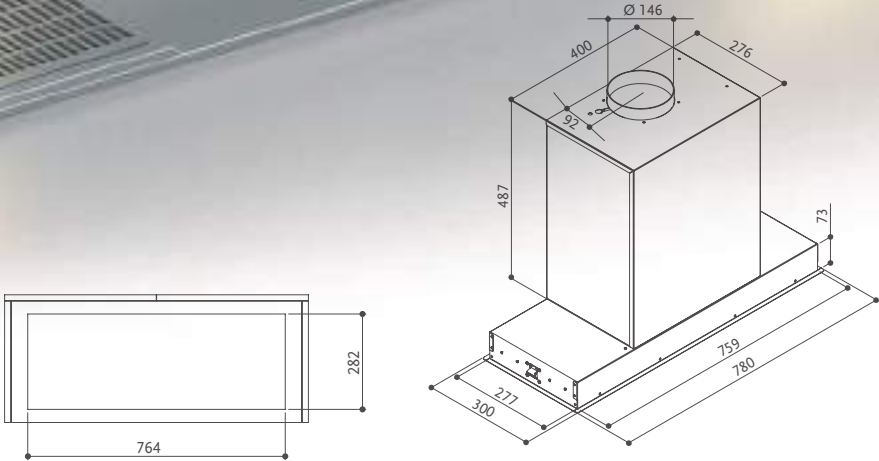


FEATURES	PERFORMANCE	ACCESSORIES
Finish • Stainless steel	Speed 1 2 3	Cod. 112.0067.944
Controls Pull out Knob	Air capacity IEC point 200 260 360	F3 Charcoal filter
Lighting 2 LED lights	Pressure 220 270 290	Cod. 112.0544.470
Grease filter Stainless steel cassettes dishwasher safe	Input 90 115 145	FLL3 Charcoal filter Long Lasting
Ø of air outlet 150 / 120 mm	Noise level 57 62 68	
Width 600 / 900 / 1200 mm		
Energy class D		



HAVA

HAVA X 78 cod. 325.0570.133



To be installed at a minimum distance from the hob of 50 cm.



(optional)



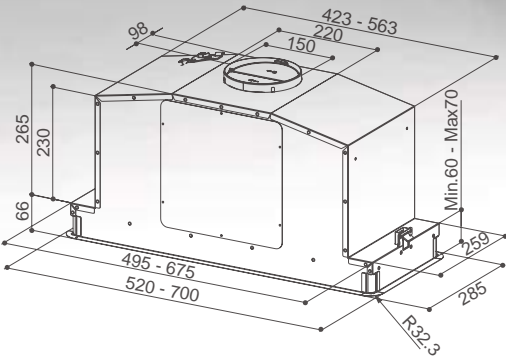
FEATURES	PERFORMANCE	ACCESSORIES
Finish • Stainless steel	Speed 1 2 3 INT	Cod. 112.0576.982
Controls Squarclé touch	Air capacity IEC point 300 415 570 710	Filter kit
Lighting 2 LED lights	Pressure 450 510 540 550	Cod. 112.0576.981
Grease filter Cassettes dishwasher safe	Input 200 220 260 280	F25 Filter kit
Ø of air outlet 150 / 120 mm	Noise level 48 55 62 67	Cod. 112.0676.782
Width 780 mm		Remote control
Energy class A		



IN-LIGHT

IN-LIGHT EV8+ X KL A52 cod. 110.0456.213
IN-LIGHT EV8+ X KL A70 cod. 110.0456.215

IN-LIGHT EV8+ WH MATT KL A52 cod. 110.0456.216
IN-LIGHT EV8+ WH MATT KL A70 cod. 110.0456.218



To be installed at a minimum distance from the hob of 50 cm.



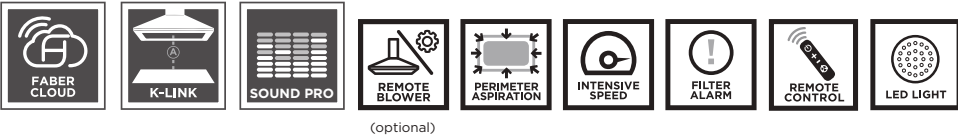
FEATURES	PERFORMANCE	ACCESSORIES
Finish • Stainless steel • White matt	Speed 1 2 3 INT	Cod. 112.0157.240
Controls Electronic Led	Air capacity IEC point 260 390 560 710	F8 Charcoal filter
Lighting Perimeter LED light	Pressure 450 510 550 560	Cod. 112.0158.127
Grease filter Cassettes dishwasher safe	Input 150 200 240 250	FHP8 Charcoal filter High Performance
Ø of air outlet 150 / 120 mm	Noise level 54 58 64 69	Cod. 112.0185.278
Width 520 / 700 mm		FLL8 Charcoal filter Long Lasting
Energy class A		



To be installed at a minimum distance from the hob of 53 cm.

INKA LUX PREMIUM

INKA LUX PREMIUM BK MATT A52 KL cod. 305.0658.608
INKA LUX PREMIUM BK MATT A70 KL cod. 305.0658.609
INKA LUX PREMIUM X A52 KL cod. 305.0658.601
INKA LUX PREMIUM X A70 KL cod. 305.0658.607



Black matt



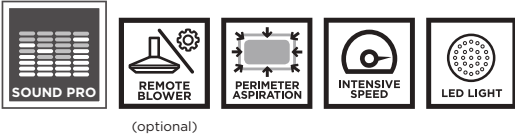
PREMIUM 520 mm						PREMIUM 700 mm						
FEATURES	PERFORMANCE					PERFORMANCE					ACCESSORIES	
Finish	Speed	1	2	3	INT	Speed	1	2	3	INT	Cod. 112.0157.240	
•Stainless steel •Black matt	Air capacity IEC point	260	410	580	670	Air capacity IEC point	290	420	610	720	F8 Charcoal filter	
Controls	Pressure	450	540	580	590	Pressure	460	550	590	600	Cod. 112.0327.007	
Electronic	Input	150	200	240	250	Input	150	200	240	250	ENERGY Remote blower kit	
Lighting	Noise level	54	59	66	69	Noise level	47	56	64	68	Cod. 112.0158.127	
LED lights											FHP8 Charcoal fi lter High Performance	
Grease filter											Cod. 112.0185.278	
Cassettes dishwasher safe											FLL8 Charcoal filter Long Lasting	
Ø of air outlet												
150 / 120 mm												
Width												
520 / 700 mm												
Energy class												
A (PREMIUM 700 mm) B												



To be installed at a minimum distance from the hob of 65 cm.

INKA LUX

INKA LUX EVO WH MATT A52 cod. 305.0665.357
INKA LUX EVO WH MATT A70 cod. 305.0665.358
INKA LUX EVO BK MATT A52 cod. 305.0665.355
INKA LUX EVO BK MATT A70 cod. 305.0665.356
INKA LUX EVO X A52 cod. 305.0665.353
INKA LUX EVO X A70 cod. 305.0665.354



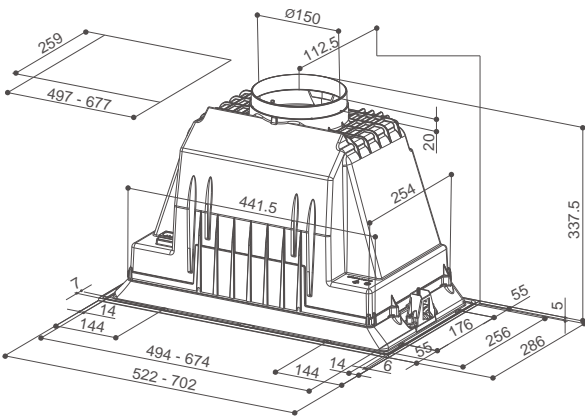
White matt



Black matt




520 mm						700 mm						
FEATURES	PERFORMANCE					PERFORMANCE					ACCESSORIES	
Finish	Speed	1	2	3	INT	Speed	1	2	3	INT	Cod. 112.0157.240	
• Stainless steel • White matt • Black matt	Air capacity IEC point	280	430	550	620	Air capacity IEC point	290	450	580	670	F8 Charcoal filter	
Controls	Pressure	390	470	530	540	Pressure	390	470	530	540	Cod. 112.0327.007	
Electronic	Input	130	165	210	240	Input	130	165	210	250	ENERGY Remote blower kit	
Lighting	Noise level	47	57	64	67	Noise level	47	57	65	66	Cod. 112.0158.127	
LED ligh											FHP8 Charcoal fi lter High Performance	
Grease filter											Cod. 112.0185.278	
Cassettes dishwasher safe											FLL8 Charcoal filter Long Lasting	
Ø of air outlet												
150 / 120 mm												
Width												
520 / 700 mm												
Energy class												
B												



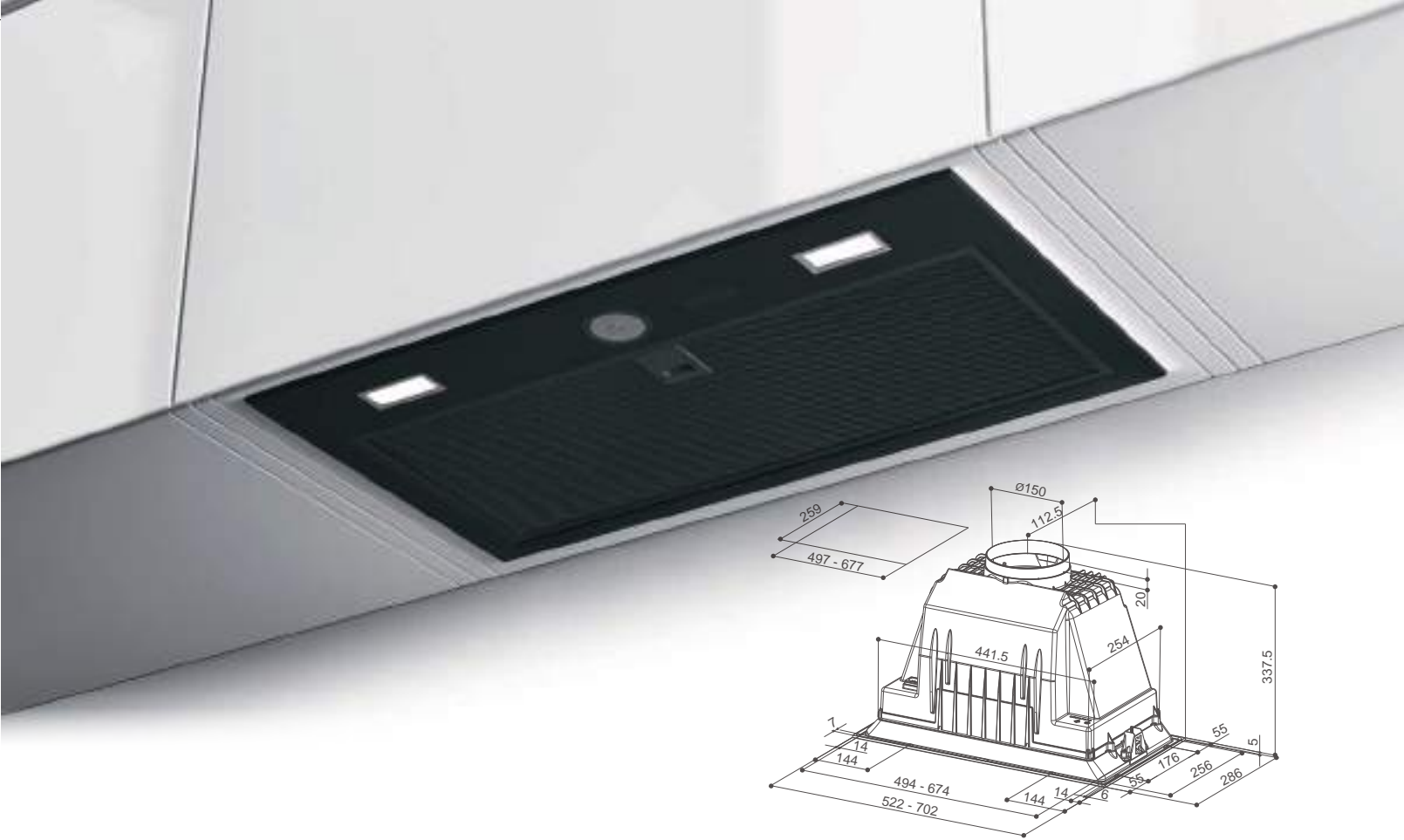
To be installed at a minimum distance from the hob of 65 cm.

INKA LUX SMART

INKA LUX SMART EV8 X A52 cod. 305.0604.603
INKA LUX SMART EV8 X A70 cod. 305.0604.604




FEATURES	PERFORMANCE	ACCESSORIES
Finish • Stainless steel	Speed 1 2 3 BOOST	Cod. 112.0157.240 F8 Charcoal filter
Controls Electromechanical	Air capacity IEC point 300 450 590 690	Cod. 112.0158.127 FHP8 Charcoal filter High Performance
Lighting 2 LED lights	Pressure 320 430 480 510	Cod. 112.0185.278 FLL8 Charcoal filter Long Lasting
Grease filter Cassettes dishwasher safe	Input 130 165 210 250	
Ø of air outlet 150 / 120 mm	Noise level 49 59 65 68	
Width 520 / 700 mm		
Energy class B		



INKA PLUS HCS

INKA PLUS HCS X A52 cod. 305.0602.049
INKA PLUS HCS X A70 cod. 305.0602.050

INKA PLUS HCS BK A52 cod. 305.0628.322
INKA PLUS HCS BK A70 cod. 305.0628.323




FEATURES	PERFORMANCE	ACCESSORIES
Finish • Stainless steel • Black	Speed 1 2 3	Cod. 112.0157.240
Controls Electromechanical	Air capacity IEC point 230 350 570	F8 Charcoal filter
Lighting 2 LED lights	Pressure 230 420 530	Cod. 112.0158.127
Grease filter Cassettes dishwasher safe	Input 85 105 140	FHP8 Charcoal filter High Performance
Ø of air outlet 150 / 120 mm	Noise level 45 53 62	Cod. 112.0185.278
Width 520 / 700 mm		FLL8 Charcoal filter Long Lasting
Energy class B		

Stainless steel



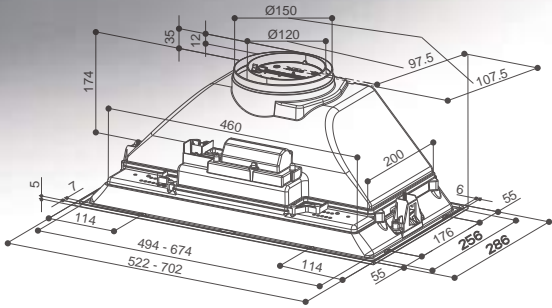
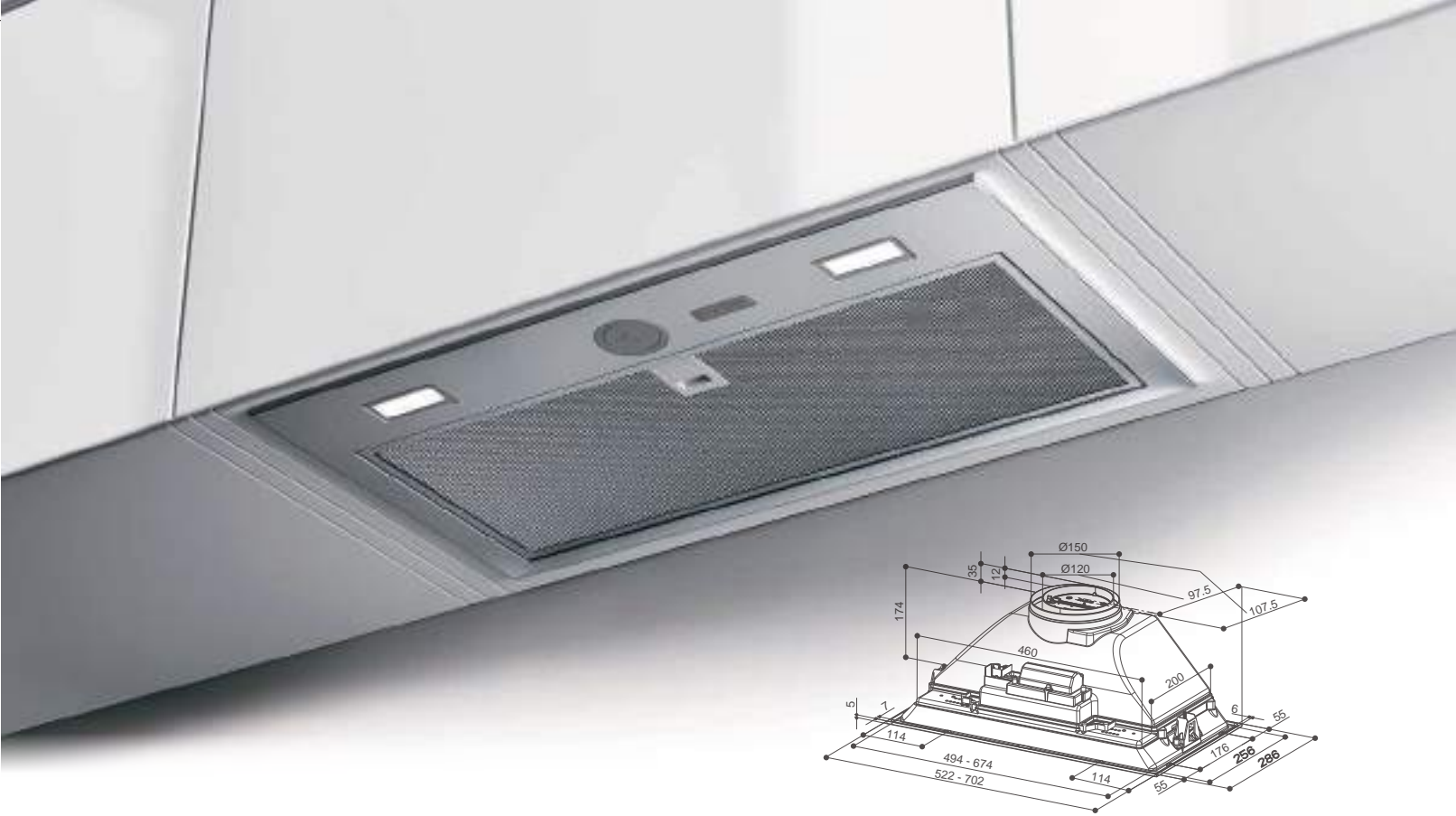
INKA PLUS HC

INKA PLUS HC X A52 cod. 305.0602.047
INKA PLUS HC X A70 cod. 305.0602.048



FEATURES	PERFORMANCE	ACCESSORIES
Finish • Stainless steel	Speed 1 2 3	Cod. 112.0157.240
Controls Electromechanical	Air capacity IEC point 230 350 570	F8 Charcoal filter
Lighting 2 LED lights	Pressure 230 420 530	Cod. 112.0158.127
Grease filter Cassettes dishwasher safe	Input 85 105 140	FHP8 Charcoal filter High Performance
Ø of air outlet 150 / 120 mm	Noise level 45 53 62	Cod. 112.0185.278
Width 520 / 700 mm		FLL8 Charcoal filter Long Lasting
Energy class B		

BUILT-IN



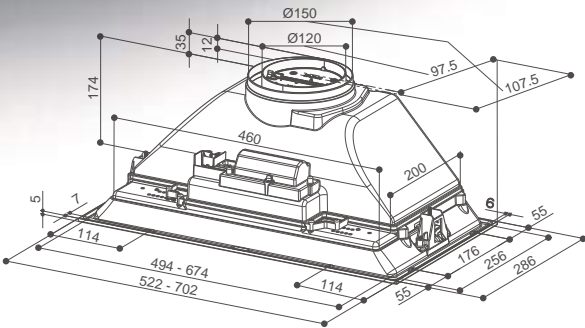
To be installed at a minimum distance from the hob of 65 cm.

INKA SMART HCS (ICH)

INKA ICH SS A52 (I.SMART HCS) cod. 305.0599.323
INKA ICH SS A70 (I.SMART HCS) cod. 305.0599.321



FEATURES	PERFORMANCE			ACCESSORIES	
Finish	Speed	1	2	3	Cod. 112.0556.527
• Stainless steel	Air capacity IEC point	180	270	390	F23 Charcoal filter
Controls	Pressure	220	240	260	Cod. 112.0556.528
Electromechanical	Input	80	90	110	FLL23 Charcoal filter Long Lasting
Lighting	Noise level	54	62	70	
2 LED lights					
Grease filter					
Cassettes dishwasher safe					
Ø of air outlet					
150 / 120 mm					
Width					
520 / 700 mm					
Energy class					
B					



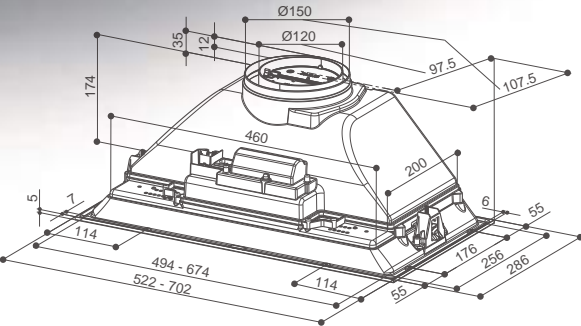
To be installed at a minimum distance from the hob of 65 cm.

INKA SMART HC

INKA SMART HC X A52 cod. 305.0599.307
INKA SMART HC X A70 cod. 305.0599.308



FEATURES	PERFORMANCE			ACCESSORIES	
Finish	Speed	1	2	3	Cod. 112.0556.527
• Stainless steel	Air capacity IEC point	180	270	390	F23 Charcoal filter
Controls	Pressure	220	240	260	Cod. 112.0556.528
Electromechanical	Input	80	90	110	FLL23 Charcoal filter Long Lasting
Lighting	Noise level	54	62	70	
2 LED lights					
Grease filter					
Cassettes dishwasher safe					
Ø of air outlet					
150 / 120 mm					
Width					
520 / 700 mm					
Energy class					
B					



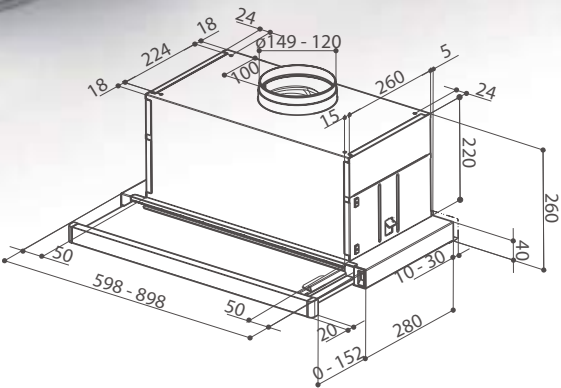
To be installed at a minimum distance from the hob of 65 cm.

INKA SMART C

INKA SMART C LG A52 cod. 305.0599.305
INKA SMART C LG A70 cod. 305.0599.306



FEATURES	PERFORMANCE	ACCESSORIES
Finish • Light grey	Speed 1 2 3	Cod. 112.0556.527
Controls Electromechanical	Air capacity IEC point 160 220 335	F23 Charcoal filter
Lighting 2 LED lights	Pressure 230 260 280	Cod. 112.0556.528
Grease filter Cassettes dishwasher safe	Input 80 95 115	FLL23 Charcoal filter Long Lasting
Ø of air outlet 150 / 120 mm	Noise level 54 59 66	
Width 520 / 700 mm		
Energy class C		



To be installed at a minimum distance from the hob of 65 cm.

MAXIMA TOUCH

MAXIMA NG TOUCH EV8 LED X A60 cod. 315.0635.146
MAXIMA NG TOUCH EV8 LED X A90 cod. 315.0635.147



(optional)

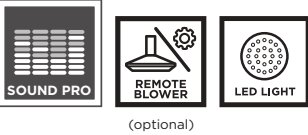
FEATURES	PERFORMANCE	ACCESSORIES
Finish • Metal aluminium / Stainless steel handle	Speed 1 2 3 INT	Cod. 112.0157.240
Controls Touch control	Air capacity IEC point 310 470 620 740	F8 Charcoal filter
Lighting 2 LED lights	Pressure 390 460 500 530	Cod. 112.0327.007
Grease filter Cassettes dishwasher safe	Input 130 165 210 250	ENERGY Remote blower kit
Ø of air outlet 150 / 120 mm	Noise level 54 59 63 66	Cod. 112.0158.127
Width 600 / 900 mm		FHP8 Charcoal filter High Performance
Energy class B		Cod. 112.0185.278
		FLL8 Charcoal filter Long Lasting





MAXIMA EV8

MAXIMA NG EV8 LED AM/X A60 cod. 315.0635.144
MAXIMA NG EV8 LED AM/X A90 cod. 315.0635.145

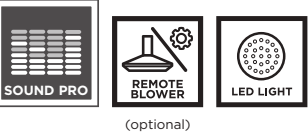


FEATURES	PERFORMANCE	ACCESSORIES
Finish • Metal aluminium / Stainless steel handle	Speed 1 2 3	Cod. 112.0157.240 F8 Charcoal filter
Controls Push Buttons	Air capacity IEC point 310 470 620	Cod. 112.0327.007 ENERGY Remote blower kit
Lighting 2 LED lights	Pressure 390 460 500	Cod. 112.0158.127 FHP8 Charcoal filter High Performance
Grease filter Cassettes dishwasher safe	Input 130 135 210	Cod. 112.0185.278 FLL8 Charcoal filter Long Lasting
Ø of air outlet 150 / 120 mm	Noise level 54 59 63	
Width 600 / 900 mm		
Energy class B		



MAXIMA ECO

MAXIMA NG ECO EV8 AM/X A60 cod. 315.0635.140
MAXIMA NG ECO EV8 AM/X A90 cod. 315.0635.143
MAXIMA NG ECO EV8 WH A60 cod. 315.0635.142
MAXIMA NG ECO EV8 WH A90 cod. 315.0635.141



FEATURES	PERFORMANCE	ACCESSORIES
Finish • Metal aluminium / Stainless steel handle • White	Speed 1 2 3	Cod. 112.0157.240 F8 Charcoal filter
Controls Electromechanical Slider	Air capacity IEC point 310 470 620	Cod. 112.0327.007 ENERGY Remote blower kit
Lighting 2 LED lights	Pressure 390 460 500	Cod. 112.0158.127 FHP8 Charcoal filter High Performance
Grease filter Cassettes dishwasher safe	Input 130 165 210	Cod. 112.0185.278 FLL8 Charcoal filter Long Lasting
Ø of air outlet 150 / 120 mm	Noise level 54 59 63	
Width 600 / 900 mm		
Energy class B		

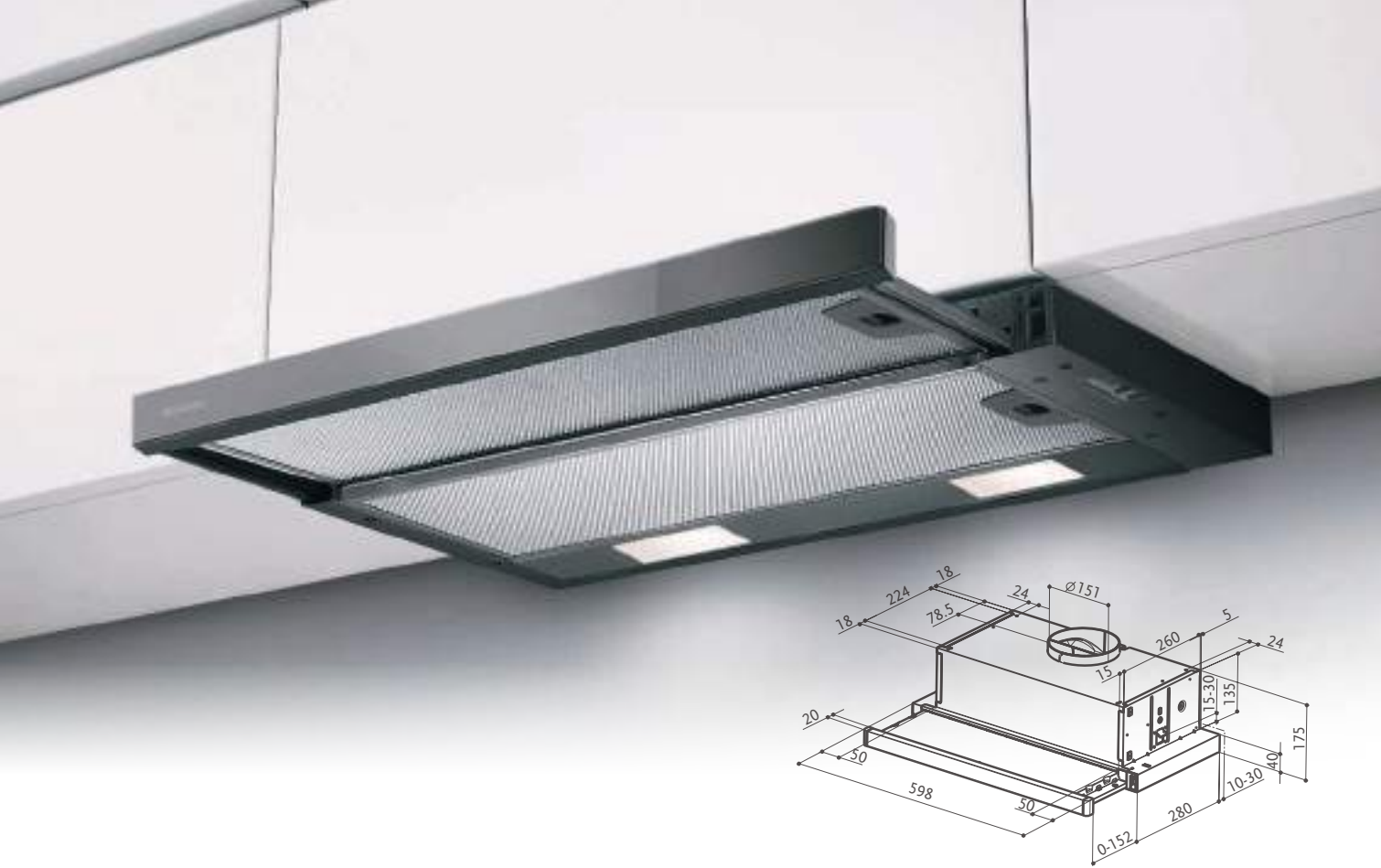


FLEXA GLASS LUX

FLEXA NG GLASS LUX BK A60 cod. 315.0635.137
FLEXA NG GLASS LUX WH A60 cod. 315.0635.138



FEATURES	PERFORMANCE	ACCESSORIES
Finish • White / White glass handle • Black / Black glass handle	Speed 1 2 3	Cod. 112.0067.944 F3 Charcoal filter
Controls Push buttons	Air capacity IEC point 220 320 420	Cod. 112.0544.470 FLL3 Charcoal filter Long Lasting
Lighting 2 LED lights	Pressure 180 200 220	
Grease filter Cassettes dishwasher safe	Input 90 105 140	
Ø of air outlet 150 / 120 mm	Noise level 57 66 69	
Width 600 mm		
Energy class D		



FLEXA GLASS

FLEXA NG GLASS BK A60 cod. 315.0635.106
FLEXA NG GLASS W A60 cod. 315.0635.107



FEATURES	PERFORMANCE	ACCESSORIES
Finish • White / White glass handle • Black / Black glass handle	Speed 1 2 3	Cod. 112.0556.527 F23 KIT Charcoal filter
Controls Electromechanical slider	Air capacity IEC point 180 220 310	Cod. 112.0556.528 FLL23 KIT Charcoal filter Long Lasting
Lighting 2 LED lights	Pressure 230 250 260	
Grease filter Cassettes dishwasher safe	Input 85 100 125	
Ø of air outlet 150 / 120 mm	Noise level 57 62 67	
Width 600 mm		
Energy class D		



FLEXA HIP

FLEXA NG HIP AM/X A50 cod. 315.0635.110
FLEXA NG HIP AM/X A60 cod. 315.0635.133
FLEXA NG HIP AM/X A90 cod. 315.0635.134
FLEXA NG HIP W A50 cod. 315.0635.108

FLEXA NG HIP W A60 cod. 315.0635.132
FLEXA NG HIP BK A50 cod. 315.0635.131
FLEXA NG HIP BK A60 cod. 315.0635.109



FEATURES	PERFORMANCE	ACCESSORIES
Finish • Metal aluminium / Stainless steel handle • White • Black	Speed 1 2 3	Cod. 112.0067.944
Controls Electromechanical	Air capacity IEC point 220 320 420	F3 Charcoal filter
Lighting 2 LED lights	Pressure 180 200 220	Cod. 112.0544.470
Grease filter Cassettes dishwasher safe	Input 90 105 140	FLL3 Charcoal filter Long Lasting
Ø of air outlet 150 / 120 mm	Noise level 57 65 69	
Width 500 / 600 / 900 mm		
Energy class D		

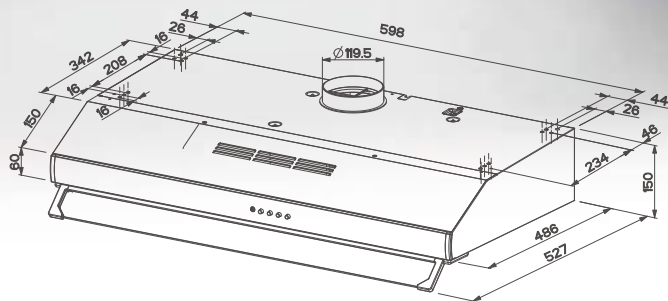


FLEXA

FLEXA NG AM/X A50 cod. 315.0635.105
FLEXA NG AM/X A60 cod. 315.0635.104
FLEXA NG W/X A50 cod. 315.0635.103
FLEXA NG W/X A60 cod. 315.0635.102



FEATURES	PERFORMANCE	ACCESSORIES
Finish • Metal aluminium / Stainless steel handle • White / Stainless steel handle	Speed 1 2 3	Cod. 112.0556.527
Controls Electromechanical	Air capacity IEC point 220 300 350	F23 KIT Charcoal filter
Lighting 2 LED lights	Pressure 260 280 290	Cod. 112.0556.528
Grease filter Cassettes dishwasher safe	Input 100 125 138	FLL23 KIT Charcoal filter Long Lasting
Ø of air outlet 150 / 120 mm	Noise level 59 65 69	
Width 500 / 600 mm		
Energy class D		

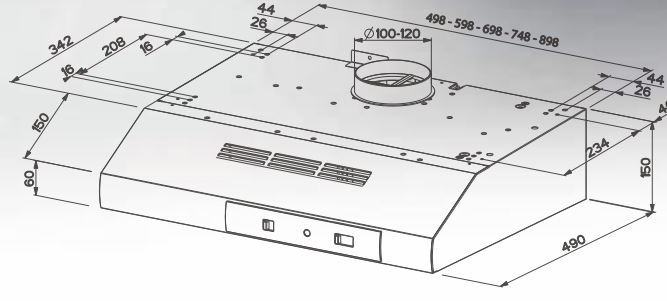


2740 PB

2740 PB SRM X A60 cod. 300.0557.569
2740 PB SRM WH A60 cod. 300.0557.570



FEATURES	PERFORMANCE			ACCESSORIES	
Finish <div><div>• Stainless steel</div><div>• White</div></div>	Speed	1	2	3	Cod. 112.0157.238 <div>F1 Charcoal filter</div>
Controls <div>Push Buttons</div>	Air capacity IEC point	205	275	380	
Lighting <div>2 LED lights</div>	Pressure	130	240	330	
Grease filter <div>Cassettes dishwasher safe</div>	Input	155	175	230	
Ø of air outlet <div>100 / 120 mm</div>	Noise level	55	63	70	
Width <div>600 mm</div>					
Energy class <div>D</div>					
Blowers <div>2</div>					



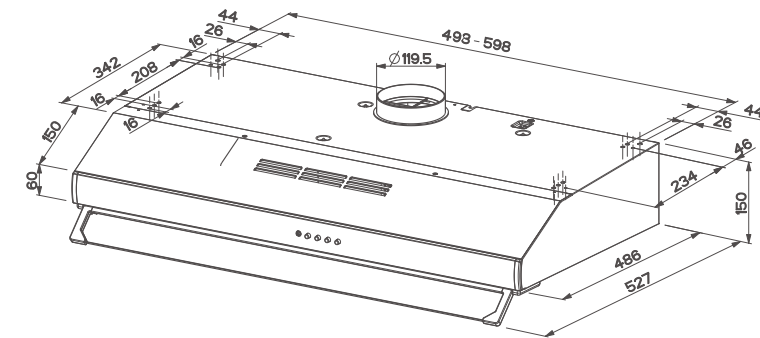
2740 BASE

2740 BASE X A60 cod. 300.0557.534
2740 BASE X A90 cod. 300.0557.546
2740 BASE WH A60 cod. 300.0557.535
2740 BASE WH A70 cod. 300.0557.547
2740 BASE WH A75 cod. 300.0557.549

2740 BASE BR A60 cod. 300.0557.544
2740 BASE BR A70 cod. 300.0557.548
2740 BASE SRM BK A60 (F.M.) cod. 300.0557.536
2740 BASE BR A75 cod. 300.0557.550



FEATURES	PERFORMANCE			ACCESSORIES	
Finish • Stainless steel • Brown • White	Speed	1	2	3	Cod. 112.0157.238 F1 Charcoal filter
Controls Electromechanical	Air capacity IEC point	205	275	380	
Lighting 2 LED lights	Pressure	130	240	330	
Grease filter Synthetic	Input	155	175	230	
Ø of air outlet 100 / 120 mm	Noise level	55	63	70	
Width 600 / 700 / 750 / 900 mm.					
Energy class D					
Blowers 2					

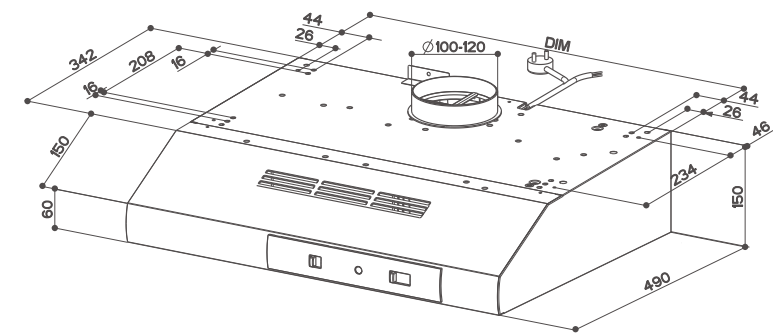


741 PB W A50 cod. 300.0557.512
741 PB W A60 cod. 300.0557.513

741 PB X A50 cod. 300.0557.514
741 PB X A60 cod. 300.0557.515



BUILT-IN



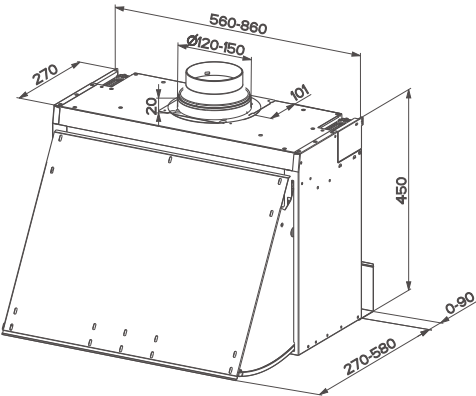
741 BASE

741 BASE W A50 cod. 300.0557.500
741 BASE W A60 cod. 300.0557.477
741 BASE X A60 cod. 300.0557.479
741 BASE X A50 cod. 300.0557.501

741 BASE BK A60 cod. 300.0557.497
741 BASE BR A60 cod. 300.0557.499




FEATURES		PERFORMANCE	ACCESSORIES
Finish • White • Black • Black body / stainless steel strip	Controls Electromechanical Slider	Speed 1 2 3	Cod. 112.0571.379
		Air capacity IEC point 170 240 305	F1 Charcoal filter
		Pressure 160 350 360	Cod. 112.0157.289
		Input 85 95 115	Synthetic filter kit
Lighting 2 LED lights		Noise level 58 66 72	
Grease filter Synthetic			
Ø of air outlet 100 / 120 mm			
Width 500 / 600 / 900 mm.			
Energy class C			
Blowers 1			



To be installed at a minimum distance from the hob of 53 cm.

106/45 PLUS

106/45 PLUS WHITE A60/3 cod. 310.0685.183
106/45 PLUS BROWN A60/3 cod. 310.0685.184

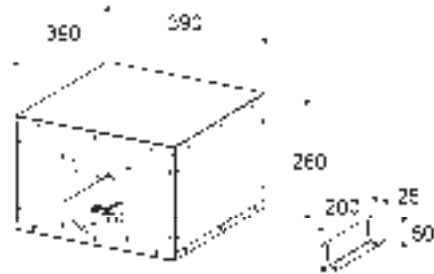


(optional)

FEATURES		PERFORMANCE	ACCESSORIES
Finish	Speed	1 2 3	Cod. 112.0067.944
• Light grey	Air capacity IEC point	260 340 450	F3 Charcoal filter
Controls	Pressure	220 240 250	Cod. 112.0327.007
Electromechanical	Input	85 95 115	ENERGY Remote blower kit
Lighting	Noise level	52 60 66	Cod. 112.0544.470
2 LED lights			FLL3 Charcoal filter Long Lasting
Grease filter			
Cassettes dishwasher safe			
Ø of air outlet			
150 / 120 mm			
Width			
560 mm			
Energy class			
C			

ACCESSORIES

REMOTE BLOWER KIT



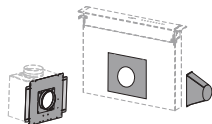
Ø 150 mm
ingoing / outlet

REMOTE ASPIRATION KIT ENERGY
cod. 112.0327.007

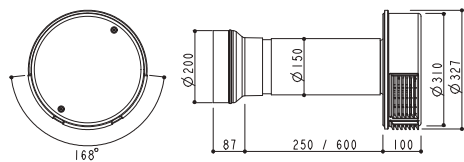
- | | | |
|------------------------------|--------------------|----------------------------|
| - Bella Silence | - Heaven 2.0 | - Stilo Comfort |
| - Bella Silence Island | - Heaven Glass 2.0 | - Stilo Comfort Island |
| - BI-Air | - Inka Lux | - Stilo Glass Smart |
| - C-Air | - Inka Premium | - Stilo Glass Smart Island |
| - Chloè | - In-Nova Air | - Strip Smart EV8 |
| - Chloè XL | - In-Nova Comfort | - Strip Smart PB |
| - Cylindra | - In-Nova Premium | - Stilo Smart |
| - Cylindra Gloss Plus | - In-Nova Touch | - Stilo DX-SX |
| - Cylindra Island | - Nice | - T-Dark |
| - Cylindra Island Gloss Plus | - Maxima Eco | - Tender |
| - Daisy Plus | - Maxima Ev8 | - Thea |
| - Eclipse | - Maxima Touch | - Ultra Slim |
| - Glassy Island | - Premio Corner/SP | - Veil |
| - Hava | - Ray | - 106/45 Plus |
| - Heaven Air | - Solaris | |
| | - Stilo Corner | |

REMOTE ASPIRATION KIT FABULA
cod. 112.0327.008

- Fabula Plus



REMOTE EXTERNAL



Performace Air capacity
IEC point
INT 750 m³ / h



Color CREAM
net weight 7 kg

MISTRAL OUTDOOR
cod. 110.0365.067

CEILING



Heaven Glass 2.0

HEAVEN GLASS 2.0 WH 90 RB
cod. 110.0360.434



Heaven 2.0

HEAVEN 2.0 X 90 RB
cod. 110.0360.483

DOWNDRAFT DESIGN



Fabula

FABULA BK 90 RB
cod. 110.0360.581

WALL



Stilo

STILO X A60 NG RB
cod. 325.0653.095
STILO X A90 NG RB
cod. 325.0653.093

ISLAND



Stilo Island

STILO ISOLA X 90 RB
cod. 110.0360.352
STILO ISOLA X 120 RB
cod. 110.0360.353

CHIMNEYS

UPPER
KIT ALTO H990 X cod. 112.0157.252

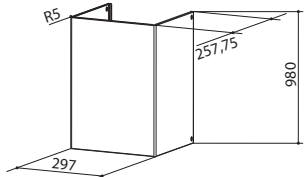
- | | |
|-----------------|---------------------|
| - Nice | - Stilo Comfort |
| - Ray | - Stilo Smart |
| - Stilo DX-SX | - Stilo Glass Smart |
| - Bella Silence | |

UPPER
KIT CHIMNEY SUP.ALTO BK MATT H990 cod. 112.0621.232

- Stilo Comfort BK

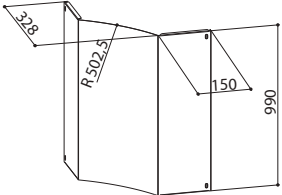
UPPER
KIT CHIMNEY SUP.ALTO WH MATT H990 cod. 112.0623.756

- Stilo Comfort WH



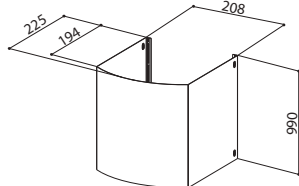
UPPER
KIT SOLARIS H990 X cod. 112.0157.261

- Solaris



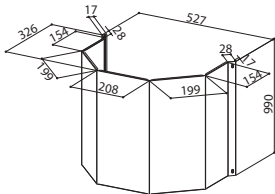
UPPER
KIT TENDER H990 X cod. 112.0157.262

- Tender



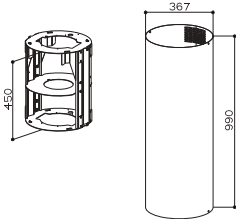
UPPER
KIT PREMIO CORNER H990 X cod. 112.0157.263

- Premio Corner/SP
- Stilo Corner



UPPER
KIT ISLAND H990 D370 WH cod. 112.0286.014

- Cylindra Island



KIT CHIMNEY ISLAND H450-590 CAST IRON
cod. 112.0516.426

- Chloè XL Island

KIT CHIMNEY ISLAND H450-590 COUNTRY GREY MATT
cod. 112.0516.427

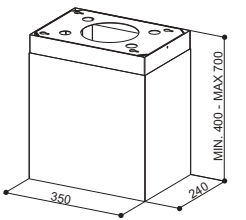
- Chloè XL Island

KIT CHIMNEY ISLAND H450-590 WHITE MATT
cod. 112.0516.428

- Thea Island

KIT CHIMNEY ISLAND H450-590 DARK GREY MATT
cod. 112.0516.430

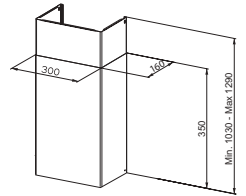
- Thea Island



KIT CHIMNEY 300X160 H990 BK cod. 112.0569.164

KIT CHIMNEY 300X160 H990 WH cod. 112.0569.163

- Glam Fit
- Glam Fit Zero Drip Plus
- Soft Slim



KIT CHIMNEY cod. 112.0696.899

- Pure Black
- True Black
- True Double Black

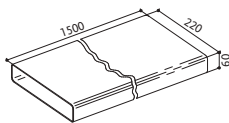
CHIMNEY EXTENSION cod. 112.0696.584

- Pure Black
- True Black
- True Double Black

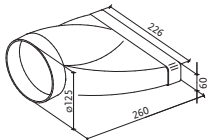
AIR-DUCT SYSTEM Ø 120 mm

FLAT DUCT TR 1500 220x55x1500 mm cod. 112.0157.294

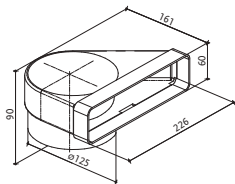
- Galileo 60 H
- Galileo Smart 60 H



ROUND TO RECTANGULAR ADAPTER cod. 112.0157.296

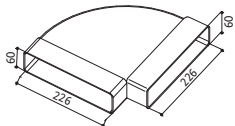


VERTICAL 90° ELBOW BEND cod. 112.0157.298

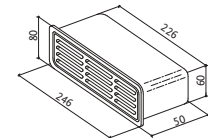


HORIZONTAL 90° BEND cod. 112.0157.300

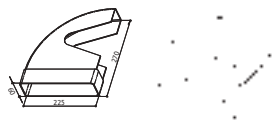
- Galileo 60H
- Galileo Smart 60H (lateral outlet)



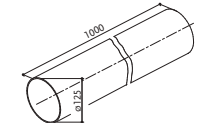
RECTANGULAR LOUVRED GRILLE cod. 112.0157.304



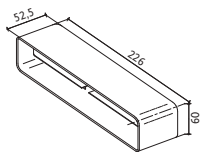
HORIZONTAL 90° ELBOW BEND cod. 112.0157.306



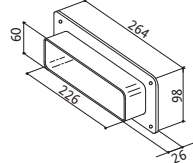
ROUND PIPE TC 1000 cod. 112.0157.308



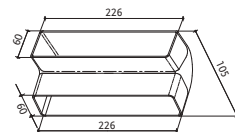
FLAT DUCT CONNECTOR cod. 112.0157.295



WALL CONNECTOR cod. 112.0157.297

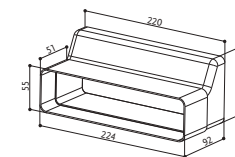


VERTICAL 90° BEND cod. 112.0157.299



REDUCER TO 60 MM cod. 112.0557.017

- Galileo 60H
- Galileo Smart 60 H

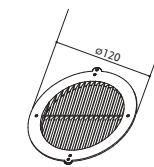


FLEXIBLE HOSE cod. 112.0157.301

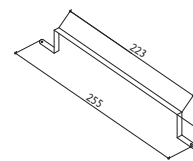
L = 1,5 m Ø 130 mm



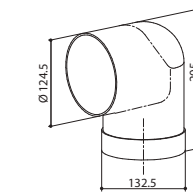
ROUND LOUVRED GRILLE Ø 125 MM cod. 112.0157.303



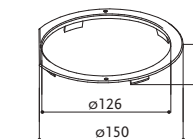
BRACKET cod. 112.0157.305



RIGHT ANGLE BEND 90° Ø 125 MM cod. 112.0157.307



FLANGE cod. 112.0157.309



NOTE: Minimum order 10 pieces per code (or multiples of 10)

AIR-DUCT SYSTEM Ø 150 MM OR EQUIVALENT

FLAT DUCT TR 1200 220X90 MM cod. 112.0459.427

- Galileo 100 H
- Galileo Smart 100 H
- Heaven 2.0 Flat
- Heaven Glass 2.0 Flat
- High-Light



ROUND TO RECTANGULAR ADAPTER 220X90 MM cod. 112.0459.429

- Heaven 2.0 Flat
- Heaven Glass 2.0 Flat
- High-Light



VERTICAL 90° BEND 220X90 MM cod. 112.0459.453

- Heaven 2.0 Flat
- Heaven Glass 2.0 Flat
- High-Light

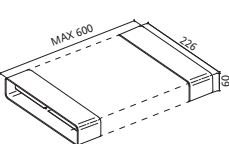


BRACKET 220X90 MM cod. 112.0459.456

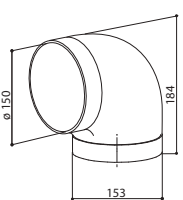
- Heaven 2.0 Flat
- Heaven Glass 2.0 Flat
- High-Light



FLEXIBLE CONNECTOR RF 600 cod. 112.0280.685



RIGHT ANGLE BEND 90° Ø 150 MM cod. 112.0253.688



DIRECTIONAL GRID D150 ABS VO W cod. 133.0016.964

NOTE: Minimum order 10 pieces per code (or multiples of 10)

FLAT DUCT CONNECTOR 220X90 MM cod. 112.0459.428

- Heaven 2.0 Flat
- Heaven Glass 2.0 Flat
- High-Light



90° ELBOW BEND 220X90 MM cod. 112.0459.451

- Heaven 2.0 Flat
- Heaven Glass 2.0 Flat
- High-Light

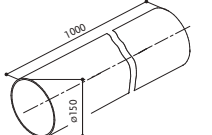


HORIZONTAL 90° BEND 220X90 MM cod. 112.0459.455

- Galileo 100 H
- Galileo Smart 100 H
- Heaven 2.0 Flat
- Heaven Glass 2.0 Flat
- High-Light

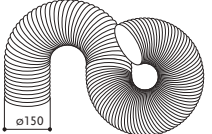


ROUND PIPE TC 1000 Ø 150 MM cod. 112.0253.681

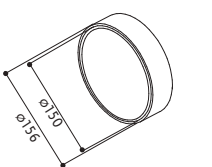


FLEXIBLE HOSE cod. 112.0280.687

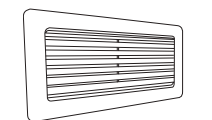
L = 1,5 m Ø 150 mm



ROUND CONNECTOR Ø 150 MM cod. 112.0253.690



PIPE GRID 220X90 cod. 112.0605.516



VALVE

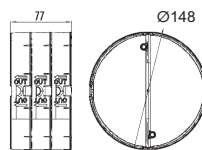
NO RETURN VALVE D120 cod. 112.0189.207



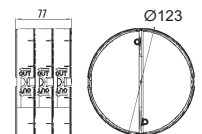
NO RETURN VALVE D100 cod. 112.0572.297



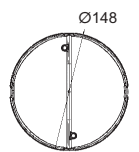
NO RETURN VALVE 3D D150 cod. 112.0569.781



NO RETURN VALVE 3D D125 cod. 112.0569.782



KIT VALVE D150 cod. 112.0086.450



DUCT W/VALVE HERMETIC D150 cod. 112.0569.783



DUCT W/VALVE HERMETIC D125 cod. 112.0569.784



NO RETURN VALVE 220X90 cod. 112.0605.517



REMOTE CONTROL

REMOTE CONTROL 7T PREMIUM cod. 112.0676.782

- Bi-Air

- Belle

- Belle Plus

- Bella Silence

- Bella Silence Island

- C-Air

- Celine Plus

- Chloè Island

- Corinthia Island

- Cylindra

- Cylindra Gloss Plus

- Cylindra Island

- Cylindra Island Gloss Plus

- Fabula Plus

- Glam Fit (Grey)

- Hava

- Heaven 2.0

- Heaven Air

- Heaven Glass 2.0

- Flat
- Heaven Light Pro

- K-Air

- High Light

- Ilma

- In-Light

- In-Nova Air

- In-Nova Premium

- In-Nova Touch

- In-Nova Zero Drip

- Inka Lux

- Inka Lux Premium

- Inside Up

- Luft

- Lybra Plus

- Nest Plus

- Odette

- Odette Plus

- Onyx-C

- Onyx-T

- Onyx-V

- Pareo Plus

- Pyana
- Skylift

- Skypad

- Soft Cube

- T-Air

- T-Dark

- T-Light

- T-Light Island

- Talika

- Twice

- V-Air

- V-Air Flat

- Zoom



CLIN&CLIN



CLEANING CLOTHES KIT CLIN&CLIN (5 PIECES)
cod. 112.0157.293

NOTE
Cloths: minimum order 30 packagings or multiples of 30

REVITALISING PASTE 55 ML
cod. 112.0157.501

NOTE
Paste: minimum order 10 pieces or multiples of 10 (55 ml)

PASTA RIGENERANTE 200 ML
cod. 112.0157.502

NOTE
Paste: minimum order 6 pieces or multiples of 6 (200 ml)

FABER LIGHTING KIT

KIT 6 LED G9 2,5 W cod. 112.0505.117

- Nest Plus

SYNTHETIC FILTER

KIT SYNTHETIC FILTER cod. 112.0157.289

- 741 Base

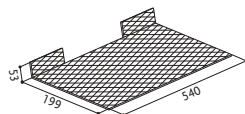


GREASE FILTERS

1 KIT GREASE FILTER cod. 112.0157.248

1 BLOWER
- 152 LG

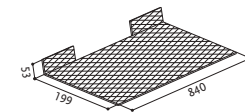
2 BLOWERS
- 2152
- 2156



1 KIT GREASE FILTER cod. 112.0157.249

1 BLOWER
- 152 LG

2 BLOWERS
- 2152
- 2156



STAINLESS STEEL FILTER KIT IN-NOVA 60 cod. 112.0624.485

STAINLESS STEEL FILTER KIT IN-NOVA 90 cod. 112.0624.486

STAINLESS STEEL FILTER KIT IN-NOVA 120 cod. 112.0624.487

REAR AIR OUTLET KIT

REAR AIR OUTLET KIT CHLOÈ OLD METAL
cod. 112.0490.249

REAR AIR OUTLET KIT CHLOÈ OLD COPPER
cod. 112.0490.250

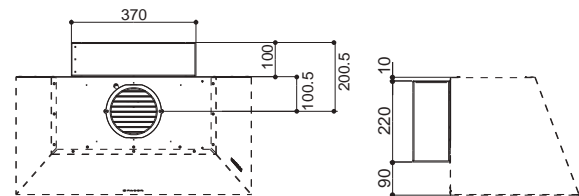
REAR AIR OUTLET KIT CHLOÈ CAST IRON
cod. 112.0490.261

REAR AIR OUTLET KIT CHLOÈ OLD BRASS
cod. 112.0490.262

REAR AIR OUTLET KIT CHLOÈ DG MATTE
cod. 112.0490.263

REAR AIR OUTLET KIT CHLOÈ CG MATTE
cod. 112.0490.264

- Chloè



The kit is matched to the color
of the hood

RECYCLING KIT

C.A. HFH cod. 112.0327.631

- Bella Comfort
- Nice
- Ray
- Stilo DX-SX
- Stilo Comfort
- Stilo Glass Smart
- Stilo Smart




RECYCLING KIT WH cod. 112.0252.439

- Daisy WH
- Glam-Light WG1C/WG3C
- Glam-Light WH/T
- Glam-Light WH/WG

RECYCLING KIT BK cod. 112.0252.442

- Daisy BK
- Glam-Light DG/LG



RECYCLING KIT HAVA cod. 112.0576.982

- Hava

Long Lasting filter included



RECYCLING KIT T-SHAPE WALL cod. 112.0626.902

- | | |
|-----------------|---------------------|
| - Bella Comfort | - T-Light |
| - Nice | - Stilo Comfort |
| - Ray | - Stilo Dx/Sx |
| - Onyx-T | - Stilo Glass Value |
| - T-Air | - Stilo Smart |
| - T-Dark | |

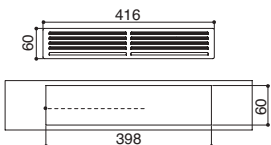
RECYCLING KIT T-SHAPE ISLAND cod. 112.0626.903

- Glassy Island
- T-Light
- T-Shelf
- Stilo Comfort Island

GALILEO INSTALLATION KIT

RECYCLING KIT H60 cod. 112.0540.730

- Galileo Glass
- Galileo
- Galileo Smart

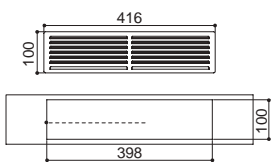


Ceramic filter included

372

RECYCLING KIT H100 cod. 112.0540.781

- Galileo Glass
- Galileo
- Galileo Smart



Ceramic filter included

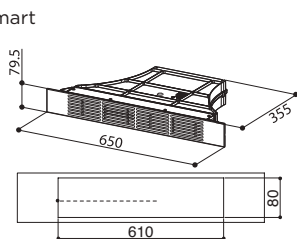
DUCTING KIT cod. 112.0540.782

- Galileo Glass
- Galileo
- Galileo Smart



KIT RECYCLING LONG LASTING H80 cod. 112.0605.735

- Galileo
- Galileo Smart



Long Lasting filter included

FILTERING KIT H60 cod. 112.0626.656

- Galileo 60



FILTERING KIT H100 cod. 112.0626.657

- Galileo 60



REAR FILTERING KIT cod. 112.0685.046

- Galileo Glass
- Galileo
- Galileo Smart
- Galileo 60



REFILL

REFILL CERAMIC H100 cod. 112.0548.448

- Galileo Glass
- Galileo
- Galileo Smart
- Galileo 60



REFILL CERAMIC H60 cod. 112.0548.447

- Galileo Glass
- Galileo
- Galileo Smart
- Galileo 60



REFILL LONG LASTING H80 cod. 112.0605.736

- Galileo
- Galileo Smart



REFILL LONG LASTING FILTER HE 60CM H80 cod. 112.0679.153

- Galileo 60



REFILL LONG LASTING FILTER HE REAR OUTLET cod. 112.0684.122

- Galileo Glass
- Galileo
- Galileo Smart
- Galileo 60



REFILL C.A. cod. 112.0472.396

- Fabula Plus



REFILL 2 C.A. HAVA cod. 112.0576.981

- Hava



REFILL 1 C.F. HFH cod. 112.0261.791



F-LIGHT DUCTING KIT

DUCTING KIT F-LIGHT cod. 112.0169.216

- Lybra Plus
- Nest Plus
- Zoom Plus

Ø 150 mm - length 1 meter



DUCTING KIT AIRLANE cod. 112.0542.875

- Belle
- Belle Plus
- C line Plus
- Odette Plus



EXTENSION KIT CABLES FOR SUSPENDED HOODS

CABLE EXTENSION KIT FOR SUSPENDED HOODS cod. 112.0691.642

- | | |
|-------------------|---------------------|
| - Chlo  XL Island | - Soft Cube |
| - Thea Island | - Beat Suspended |
| - Belle | - Beat XL Suspended |

SPLASHBACKS AND CORNER ADAPTER

KIT STAINLESS STEEL SPLASHBACKS 900 mm cod. 112.0157.271

- | | |
|---------------|-------------------|
| - T-Air | - Strip Smart EV8 |
| - Stilo DX-SX | - Strip Smart PB |
| - Tender | |

KIT STAINLESS STEEL SPLASHBACKS 1200 mm cod. 112.0157.272

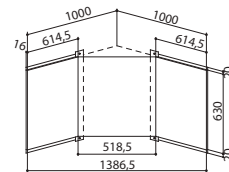
- Stilo DX-SX
- Tender

CORNER KIT CORNER SPLASHBACKS PREMIO X cod. 112.0157.273

- Premio Corner/SP A100

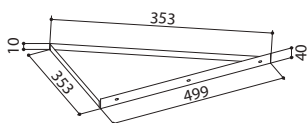
CORNER KIT 3 CORNER SPLASHBACKS EGYZIA X cod. 112.0157.274

- Solaris
- Stilo Corner



CORNER ADAPTER KIT SS cod. 112.0157.284

- Premio Corner/SP
- Stilo Corner



373

CHARCOAL FILTERS LONG LASTING

Multi-layer filter, it guarantees a double filtration and an optimal air cleanliness, it has a duration of up to 3 years.



FLL3 KIT 2.C.A. LONG LASTING
cod. 112.0544.470

- Flexa Glass Lux
- Flexa HIP
- In-Nova Smart
- Strip Smart PB
- Value
- 106/45 Plus



FLL8 KIT 2 C.A. LONG LASTING D196 H37
cod. 112.0185.278

- | | |
|--------------------|-------------------|
| - Bi-Air | - Inca Lux Smart |
| - Beat | - Inka Plus |
| - Belle | - K-Air |
| - Belle Plus | - Lithos |
| - C-Air | - Lybra Plus |
| - C  line Plus | - Maxima Eco |
| - Chlo   XL | - Maxima Ev8 |
| - Chlo   XL Island | - Maxima Touch |
| - Daisy | - Nest Plus |
| - Glam-Light | - Odette Plus |
| - Glam Light | - Ranch |
| - Zero Drip Plus | - Soft Cube |
| - Glow | - Solaris |
| - Glow Plus | - Strip Smart Ev8 |
| - Gr  xia | - Tender |
| - Heaven 2.0 | - Thea |
| - Heaven Glass 2.0 | - Thea Island |
| - In-Light | - Trendy |
| - Inca Lux 2.0 | - T-Shelf |
| - Inca Lux Glass | - Tweet |



FLL9 KIT 1 C.A. LONG LASTING EASY CUBE 267x235
cod. 112.0185.276

- | | |
|------------------------------|----------------------------|
| - Corinthia Island | - Stilo Island/SP |
| - Cylindra | - Stilo Comfort |
| - Cylindra Island | - Stilo Comfort Island |
| - Cylindra Gloss Plus | - Stilo Glass Smart |
| - Cylindra Island Gloss Plus | - Stilo Glass Smart Island |
| - Eclipse | - Stilo Smart |
| - Glassy Island | - Stilo DX-SX |
| - In-Nova Premium | - T-Air |
| - In-Nova Touch | - T-Dark |
| - In-Nova Zero Drip | - T-Light |
| - Nice | - T-Light Island |
| - Onyx-T | |
| - Premio Corner/SP | |
| - Ray | |



FLL12 KIT C.A. FABULA cod. 112.0261.258

- Fabula Plus 90



FLL12 KIT C.A. FABULA cod. 112.0629.411

- Fabula Plus 60



FLL18-90 KIT C.A. 90 CM cod. 112.0471.608

- Heaven 2.0 Flat
- Heaven Glass 2.0 Flat
- High-Light
- Inside up



FLL18-120 KIT C.A. 120 CM cod. 112.0471.609

- Heaven 2.0 Flat
- Heaven Glass 2.0 Flat
- High-Light




KIT FLL23 C.A. D125 cod. 112.0556.528

- Flexa
- Flexa Glass
- Inka ICH (i.smart HCS)
- Inka Smart C
- Inka Smart HC



KIT FLL26 C.A. cod. 112.0627.248

- In-Nova Zero Drip



CHARCOAL FILTERS HIGH PERFORMANCE

High-efficiency filter, it guarantees more than 80% filtration capacity of intake fumes and a duration of up to 6 months.

FHP8 KIT 2 C.A. HIGH PERFORMANCE
cod. 112.0158.127

- | | |
|--------------------|-------------------|
| - Bi-Air | - Lithos |
| - Beat | - Lybra Plus |
| - Belle | - Maxima Eco |
| - Belle Plus | - Maxima Ev8 |
| - C-Air | - Maxima Touch |
| - C  line Plus | - Nest Plus |
| - Chlo   XL | - Odette Plus |
| - Chlo   XL Island | - Ranch |
| - Daisy | - Soft Cube |
| - Glam-Light | - Solaris |
| - Glam Light | - Strip Smart Ev8 |
| - Zero Drip Plus | - Tender |
| - Gr  xia | - Thea |
| - Heaven 2.0 | - Thea Island |
| - In-Light | - Trendy |
| - Inca Lux 2.0 | - T-Shelf |
| - Inca Lux Glass | - Tweet |
| - Inca Lux Smart | - V-Air |
| - Inka Plus | - Veil |
| - K-Air | - West |



- Zoom Plus

CHARCOAL FILTERS

Filter composed by a combination of charcoals and it should be replaced every 2-3 months.

F1 KIT 1 C.A. D233 H20 cod. 112.0157.238

- | | |
|----------|-------------|
| 1 BLOWER | 2 BLOWERS |
| - 741 PB | - 2740 PB |
| | - 2740 Base |



Order 2 filters for 2 motor hoods

F3 KIT 2 C.A. SMILE cod. 112.0067.944

- Flexa Glass Lux
- Flexa HIP
- In-Nova Smart
- Strip Smart PB
- Value
- 106/45 Plus



F4 KIT 14B cod. 112.0441.093

- In-Nova Comfort



F8 KIT 2 C.A.D196 H37 cod. 112.0157.240

- | | |
|--------------------|-------------------|
| - Bi-Air | - Lybra Plus |
| - Beat | - Maxima Eco |
| - Belle | - Maxima Ev8 |
| - Belle Plus | - Maxima Touch |
| - C-Air | - Nest Plus |
| - C  line Plus | - Odette Plus |
| - Chlo   XL | - Ranch |
| - Chlo   XL Island | - Soft Cube |
| - Daisy | - Solaris |
| - Glam-Light | - Strip Smart Ev8 |
| - Glam Light | - Tender |
| - Zero Drip Plus | - Thea |
| - Gr  xia | - Thea Island |
| - Heaven 2.0 | - Trendy |
| - In-Light | - T-Shelf |
| - Inca Lux 2.0 | - Tweet |
| - Inca Lux Glass | - V-Air |
| - Inca Lux Smart | - Veil |
| - Inka Plus | - West |
| - K-Air | - Zoom Plus |
| - Lithos | |



KIT F24 C.A. NAUTILUS L cod. 112.0571.379

- 741 Base



F9 KIT 1 C.A. 263x237 cod. 112.0157.243

- | | |
|------------------------------|----------------------------|
| - Corinthia Island | - Premio Corner/SP |
| - Cylindra | - Ray |
| - Cylindra Island | - Stilo Island/SP |
| - Cylindra Gloss Plus | - Stilo Comfort |
| - Cylindra Island Gloss Plus | - Stilo Comfort Island |
| - Eclipse | - Stilo Glass Smart |
| - Glassy Island | - Stilo Glass Smart Island |
| - In-Nova Premium | - Stilo Smart |
| - In-Nova Touch | - Stilo DX-SX |
| - In-Nova Zero Drip | - T-Air |
| - Nice | - T-Dark |
| - Onyx-T | |



- T-Light
- T-Light Island

F16 KIT 2 C.A. cod. 112.0459.452

- Luft



F21 KIT 2 C.A. cod. 112.0506.172

- Ilma
- Ilma Touch



F22 KIT C.A. NAUTILUS cod. 112.0540.783

- Glam-Fit
- Glam Fit Zero Drip Plus
- Talika
- Soft Slim



KIT F23 C.A. D125 cod. 112.0556.527

- Flexa
- Flexa Glass
- Inka Smart C
- Inka Smart HC
- Inka ICH (i.smart HCS)



INOX DUCTING KIT cod. 112.0327.632

- Daisy Plus

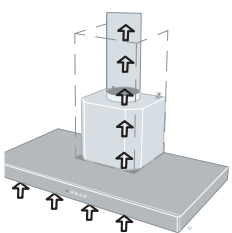
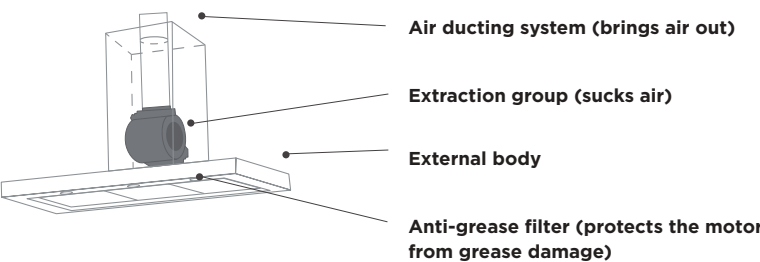
1 BUFFLE FILTER KIT cod. 112.0157.288

- Stilo DX-SX
- Glassy Island

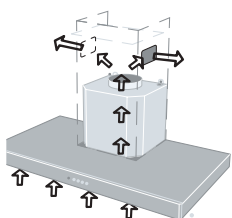
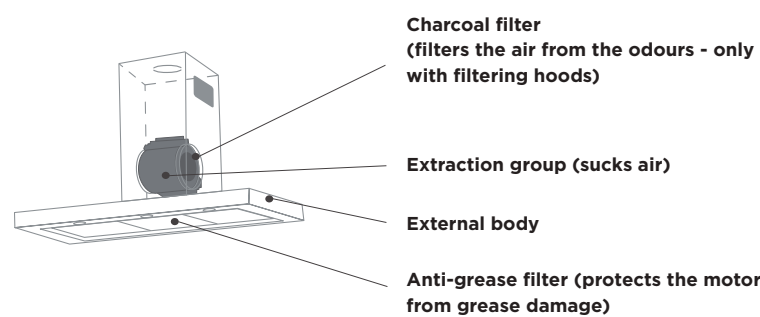
INSTALLATION

ABC OF THE HOOD

The extraction hood expels fumes and steam out of the kitchen. It is the most effective solution.



The recycling hood filters the fumes and steam from the air and then returns it to the kitchen.



CHOOSE THE RIGHT HOOD

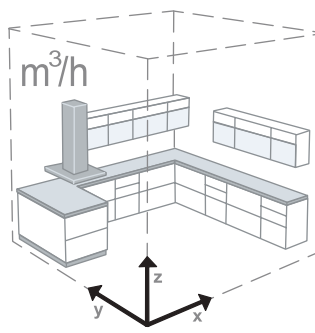
The necessary extraction capacity is determined by the volume of the kitchen. An effective hood changes the air of the kitchen 10 times per hour. A powerful motor is quieter and uses less energy because it is effective at low speeds. -A hood does not create noise disturbance if its capacity is sufficient without exceeding 55 dB(A) of sound power. -A powerful motor can be efficient even at lower, quieter speeds.

1 Fan Handbook - F. Bleier 1998

Example: A 15 m² kitchen which is 3 m tall requires a hood which aspirates at least 450 m³/h. Infact: 15 m² x 3 m x 10 = 450 m³/h Now consult the performance table found in the product catalogue. The hood is efficient if an equal or higher capacity value is found in one of the speed columns.

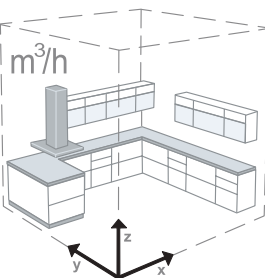
EFFECTIVENESS = kitchen m² x kitchen high x 10 changes of air

Speed	1	2	3	4	INT
Air capacity IEC point	110	195	260	313	430
Pressure	-	-	-	-	-
input	30	45	55	70	100
Noise level	48	53	58	62	69

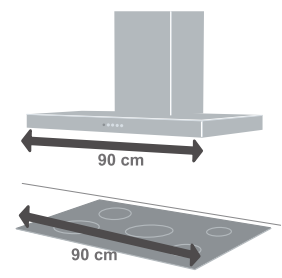


INSTALLATION

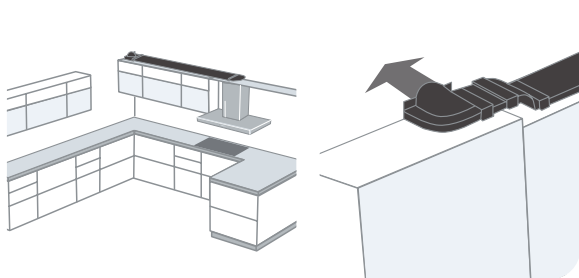
Proper installation begins with an inspection. When choosing a hood, you should know:



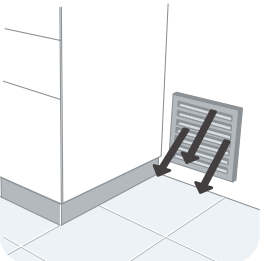
Kitchen volume (which determines the necessary aspiration capacity). See section “Choosing the right hood.”



Length of the cooking top (the hood is generally as long as the cooking top area).



The position and distance of the exit hole (very long and very curved right-angled tubes limit hood efficiency).



Italian D.M. 37/08 requires two aeration holes which communicate with the external wall in the presence of gas-working equipment.

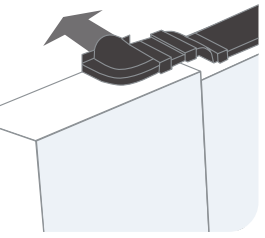
1. an entrance hole for oxygenising the area, to be made in the lower part of the wall of the room which communicates externally.
2. an exit hole for fume discharge, to be made in the upper part of the wall which communicates externally (or in a chimney flue dedicated exclusively to this use).

If the hood aspirates, the exit hole can be used as a terminal conduit that carries the air outside.

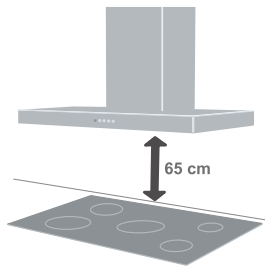
Product integrity

- Check the integrity of the hood upon opening.
- Make sure that the hood is in good conditions and has not been damaged during transport.
- The hood must arrive with its guarantee and instruction manual. Verify the receipt of any optionals (i.e. remote control).

ATTENTION: Do not install the hood if it is damaged. Have it substituted at no charge with a new one, otherwise you may be required to pay for any service assistance. Do not remove any protective films prior to installation.



Installation distance



The hood is to be installed at a minimum distance of 65 cm from the cooking top, except for particular models where is specified in the technical drawing and instructions manual.

ATTENTION: the product guarantee will not be considered valid if this distance is not respected.

The hood may not reach declared performance levels if the distance from the cooking top exceeds 75 cm. Some vertical-installation models (ex. Cocktail) are to be installed lower. Check the product's technical manual.

Inspection

1 - Turn on the motor
2 - Switch on the lights

If the hood is an extraction hood, verify that it is properly connected to the exit tubing.

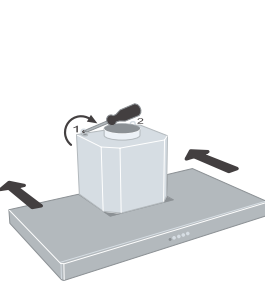
If the hood is a filtering hood, verify that the charcoal filters have been inserted.

First cleaning

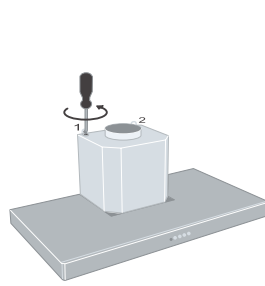
- Remove the protective films
- Remove impurities with a damp sponge and a small amount of neutral soap
- Rinse with a damp cloth
- Dry with a soft cloth. If the hood is in stainless steel, continue with a steel glaze
- You can give stainless steel hoods a protective treatment with the Faber Clin&Clin tissue



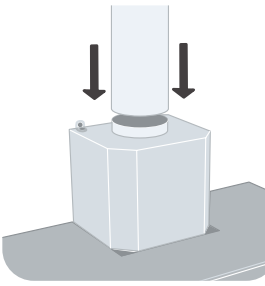
Faber hoods are easy to install because they have EASY CUBE:



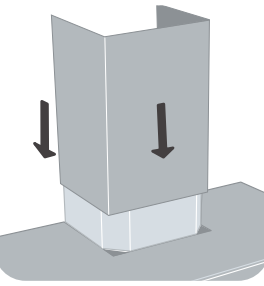
Hang the hood



Align

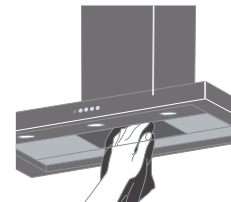
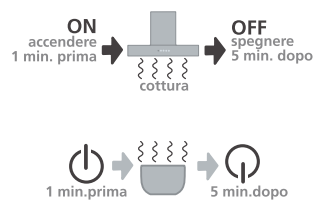


Connect tubing



Insert the chimney

USE AND MAINTENANCE



Switch on the hood a minute before cooking begins to create air flow that channels fumes and steam toward the aspiration surfaces.

If necessary, leave the hood switched on even after cooking is finished so that all steam and odours can be properly aspirated.

- Wash the metal anti-grease filters by hand or in the dishwasher every two months¹
 - Replace synthetic anti-grease filters every two months
 - Regular filter maintenance guarantees efficient hood use
- ATTENTION:** grease deposited on the filters is inflammable: be sure to perform regular maintenance

¹ These intervals of time refer to a regular use of the hood, approximately 3 hours per day

Hood cleaning

- Remove impurities with a damp sponge and a small amount of neutral soap²
- Rinse with a damp cloth
- Dry with a soft cloth, if the hood is in stainless steel, follow the steel brushing
- Clean the internal hood conduit once a year

² Acid-based cleaning products can damage hood surfaces

ANTI-ODOURS FILTERS

Long lasting



3
ANNI
MAX

Faber has developed a new, re-usable active carbon filter. Thanks to the multi-layer technology, the Long Lasting filter further increases filtration efficiency, with the double layer using an initial pre-filtration to capture the largest particles, and a second, more concentrated filtration to guarantee optimal air cleanliness. The filter can be washed in the dishwasher every 3-4 months¹, for a maximum of 3 years and dries at room temperature in a vertical position to allow the water to drain out. Alternatively, it can be placed in an oven at 50°C.

¹ Normal use cooker hood, by around 3 hours per day

High performance



6
MESI
MAX

High-efficiency filter with a highly-concentrated carbon micro-granular structure that can guarantee more than 80% filtration capacity of intake fumes and a duration of up to 6 months, double that of a normal charcoal filter, making for economic savings of more than 20%.

CERAMIC FILTER



Innovative charcoal filter that can be regenerated in the oven at 200° every 2-3 months and allows to reach high absorption efficiency

CLIN & CLIN CLEANING LINE

Clin&Clin revitalising paste



Removes marks, spots and small rust stains caused by daily use, restoring a natural shine to steel surfaces.

Clin&Clin protective tissues



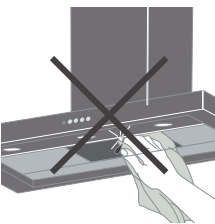
Protect and maintain the beauty of steel surfaces over time. Practical and disposable. To be applied on clean, dry surfaces.

QUALITY AND SAFETY


Faber hoods benefit from 60 years of competence in the treatment of kitchen air

- We were the first in the kitchen hood sector to obtain an ISO 9001 company qualitysystem certificate.
- System integrated with Quality, Safety and Environment certified by SGS respecting the ISO 9001:2000, OHSAS 18001 and ISO 14001 norms.
- We have received the SGS Excellence Certificate, the absolute first in the world, number 001.
- All Faber hoods conform to European safety standards (EC mark of conformity), and have also been certified by the IMQ, a reliable, independent organisation further guaranteeing clients on quality (IMQ mark of security).

FABER HOODS ARE DESIGNED FOR SAFETY



Hammered internal edges and tempered glass to avoid risks of cutting.



Thermo-protected motors and self-extinguishing plastics help avoid any risk of fire. Electronics are solid state, cables and connections are all placed correctly to avoid electric shock or dangerous sparks.

All Faber hoods have undergone safety and performance tests. Aspiration and noise capacity have been measured according to standard norms:
- EN 61591
- EN 60704-3
unique specifications for surveying kitchen hood performance.
ATTENTION: Comparisons between different brand hoods should be carried out on complete data obtained according to these standards. The Faber laboratory is NEMKO and IMQ certified.

ASSISTANCE



Our toll Contact Number can be reached from Monday to Friday from 8am to 8pm and Saturday from 8am to 2pm for the following service assistance:
- Information about products
- Information about shop branches
- Information about where to purchase spare parts and accessories
- Activation of technical assistance request
- Product or service complaints

The cost of the call may vary depending on the operator used. Please consult the rates of your operator.

Faber Technical Assistance is also active in Europe

Check the website www.faberspa.com for phone numbers

All Faber products are covered with a 2-year "Full guarantee"

"Full guarantee" that covers any compliant defects which might be revealed on the hood over this period. This guarantee does not cover defects not attributable to Faber such as those caused by erred installation, by any use not compliant with the instructions detailed in the instruction manual or by damage caused during transport.


SPECIAL FINISHES



Black gloss



Black matt



White matt




White



Warm white



Grey matt




Burgundy/Gold



Dark grey matt



Country grey matt



Cast iron



Old metal



Dark grey concrete



Cross titanium




Dark grey stoneware



Light grey stoneware


The images are indicative only and are not fully representative of the product finish.



Gold




Old brass




Old copper




Tibetan Silver



White/Warm gray 3C - WH/WG



White/Transparent - WH/T



Warm gray 1C/Warm gray 3C - WG1C/WG3C




Dark grey/Light grey - DG/LG



Dusty blue



Sand



Titanium matt

The performance shown in this catalogue is declared in accordance with the new Code of Conduct signed by the most qualified European manufacturers members of CECED (European Committee of Domestic Equipment Manufacturers), a strict code for transparency which establishes clear rules to measure air flow and noise level for hoods, common to all cooker hoods manufacturers:

- air capacity according to IEC/EN 61591 method (with the hood fitted using a ducting pipe)
- noise level according to IEC/EN 60704-3 method (sound power)

FINISHES

AM/X	metal aluminium/stainless steel handle
BK	black
BK GLASS/A	black glass/aluminium
BK GLOSS	black gloss
CG	country grey
CI	cast iron
CT	cross titanium
DB	dusty blue
DG	dark grey
DG/C	dark grey/concrete
DGC	dark grey concrete
LG	light grey
LG/X	light grey/stainless steel handle
OB	old brass
OC	old copper
OM	old metal
SS	black body/stainless steel strip
WG	warm gray
WH	white
WH MATT/TS	white matt/tibetan silver
WW	warm white
X	stainless steel
X/OM	stainless steel/old metal
X/V	stainless steel/glass

PERFORMANCE

SPEED	Speed
M³/H	Air capacity IEC point
PA	Pressure
W	Input
dB(A)	Noise level
16	1 motor , width 600 mm
18	1 motor , width 800 mm
19	1 motor , width 900 mm

